

# Ontario Tobacco Monitoring Report 2018

Technical Supplement to Chapter 6: Electronic  
Cigarettes



Technical Supplement  
November 2019

## How to cite this document:

Ontario Agency for Health Protection and Promotion (Public Health Ontario). Ontario tobacco monitoring report 2018. Technical supplement to chapter 6: electronic cigarettes. Toronto, ON: Queen's Printer for Ontario; 2019.

## Acknowledgements

The authors wish to express their sincere appreciation for those who reviewed the report (chapters, sections, or other), Public Health Unit staff and Tobacco Control Area Network staff who completed the programs and services surveys, organizations who provided access to data sources, stakeholders at Ontario Transfer Payment Agencies who provided information about program area content and reviewed it for accuracy, and the Ontario Tobacco Research Unit for consultations, data sharing, survey instruments and review of this report.

## Disclaimer

This document was developed by Public Health Ontario (PHO). PHO provides scientific and technical advice to Ontario's government, public health organizations and health care providers. PHO's work is guided by the current best available evidence at the time of publication.

The application and use of this document is the responsibility of the user. PHO assumes no liability resulting from any such application or use.

This document may be reproduced without permission for non-commercial purposes only and provided that appropriate credit is given to PHO. No changes and/or modifications may be made to this document without express written permission from PHO.

## Data Source Note

Some of the data used in this publication came from the Ontario Student Drug Use and Health Survey conducted by the Centre for Addiction and Mental Health and administered by the Institute for Social Research, York University. Its contents and interpretation are solely the responsibility of the author and do not necessarily represent the official view of the Centre for Addiction and Mental Health.

## Contents

Technical Supplement to Chapter 6: Electronic Cigarettes .....	1
Methodological Approach .....	1
E-Cigarette Legislation .....	1
E-Cigarette Legislation at the Federal Level.....	2
E-Cigarette Legislation in Ontario .....	2
Local Policy Initiatives .....	3
Nicotine E-Cigarettes .....	3
Promotion of E-Cigarettes .....	3
E-Cigarette Sales .....	4
E-Cigarette Use .....	4
Ever Use and Past-Month Use of E-Cigarettes.....	4
Reason for Using E-Cigarettes among ever vapers.....	7
Perceived Risk of E-Cigarettes.....	8
Co-Use of E-Cigarettes and Cigarettes.....	9
Use of Nicotine in E-Cigarettes .....	10
Use of Flavoured E-Cigarettes.....	11
E-cigarette Use among Youth .....	12
Ever Use of E-Cigarettes.....	12
Past Year Use of E-Cigarettes.....	12
Past Month Use of E-Cigarettes .....	13
Perceived Risk of E-Cigarettes.....	13
Source of E-Cigarettes.....	13
Co-Use of E-Cigarettes and Cigarettes.....	14
Use of Nicotine in E-Cigarettes .....	16
Use of Flavoured E-Cigarettes.....	17
Public Opinion on E-Cigarette Use .....	17
Advertising and Social Exposure to E-Cigarettes .....	19
Household Vaping Restrictions .....	19
References .....	20
Appendices.....	24

Additional Tables .....	24
-------------------------	----

## List of Figures

Figure 6-1: E-Cigarette Use, Ever Use and Past-Month Use, Ontario, 15+, 2013–17 .....	5
Figure 6-2: Ever Use of E-Cigarettes, by Province, 15+, 2017 .....	5
Figure 6-3: Ever Use of E-Cigarettes, by Age, Ontario, 2013–17 .....	6
Figure 6-4: Ever Use of E-Cigarettes, by Sex, Ontario, 15+, 2013–17 .....	7
Figure 6-5: Reason for Use of E-Cigarettes, Ever Users, Ontario, 15+, 2017 .....	8
Figure 6-6: Ontarians Risk Perception of Regular and Occasional E-Cigarette Use, Ontario, 15+, 2017.....	9
Figure 6-7: Current Smoking Status of Ever E-Cigarette Users, Ontario, 15+, 2017 .....	10
Figure 6-8: Use of Nicotine in Last E-Cigarette, Ever Users, Ontario, 15+, 2013–17 .....	11
Figure 6-9: E-Cigarette Use, Past Year and Ever Use, by Grade, Ontario, 2017 .....	12
Figure 6-10: Perceived Risk of Smoking E-Cigarettes Regularly, Ontario, Grades 7–12, 2017 .....	13
Figure 6-11: Source of Last E-cigarette (Past Year Users), Ontario, Grades 7–12, 2017 .....	14
Figure 6-12: Cigarette Smoking Status of Ever E-Cigarette Users, Ontario, Grades 7–12, 2017 .....	15
Figure 6-13: Cigarette Smoking Status of Past Year E-Cigarette Users, Ontario, Grades 7–12, 2017 .....	15
Figure 6-14: First Product Used by Ever Users of E-Cigarette, Ontario, Grades 7–12, 2017 .....	16
Figure 6-15: Use of Nicotine E-Cigarettes over the Past Year (Past Year Users), Ontario, Grades 7–12, 2015–17 .....	16
Figure 6-16: Social Acceptability of Teenagers and Adults using E-Cigarettes, Ontario, 18+, 2017 .....	17
Figure 6-17: Opinion about where E-Cigarettes should be Sold, Ontario, 18+, 2017 .....	18
Figure 6-18: Seen Anyone Using an E-cigarette (Past Week), Ontario, 18+, 2016–17 .....	19

## List of Tables

Table 6-1: Use of Flavours in Last E-Cigarette, Ever Users, Ontario, 15+, 2017 .....	11
Table 6-2: Agreement that Flavours should be banned in All E-Cigarettes, Ontario, 18+, 2017 .....	18
Table 6A-1: Legislation related to tobacco, e-cigarettes, and cannabis in Canada, December 2018.....	24
Table 6A-2: List of municipalities and cities in Ontario that have e-cigarette related bylaws, March 2018 .....	28

Table 6A-3: E-Cigarette Use, Ever Use and Past-Month Use, Ontario, 15+, 2013–17 .....	30
Table 6A-4: Ever Use of E-Cigarette, by Province, 15+, 2017 .....	30
Table 6A-5: Ever Use of E-Cigarette, by Age, Ontario, 2013–17 .....	30
Table 6A-6: Ever Use of E-Cigarette, by Sex, Ontario, 15+, 2013–17 .....	31
Table 6A-7: Reason for Use of E-Cigarettes, Ever Users, Ontario, 15+, 2017 .....	31
Table 6A-8: Ontarians Risk Perception of Regular and Occasional E-Cigarette Use, Ontario, 15+, 2017...	32
Table 6A-9: Perceived Risk of E-Cigarette Use, E-Cigarette Users (Ever), Ontario, 15+, 2017 .....	32
Table 6A-10: Current Smoking Status of Ever E-Cigarette Users, Ontario, 15+, 2017 .....	33
Table 6A-11: Use of Nicotine in Last E-Cigarette, Ever Users, Ontario, 15+, 2013 –17 .....	33
Table 6A-12: Use of an E-Cigarette, Ever Use and Past Year, by Year, Ontario, Grades 7-12, 2015–17 ....	33
Table 6A-13: E-Cigarette Use, Past Year and Ever Use, by Grade, Ontario, 2017 .....	34
Table 6A-14: Ever Use of E-Cigarettes, by Sex, Ontario, Grades 7-12, 2015–17 .....	34
Table 6A-15: Use of E-Cigarette (Past Year), by Sex, Ontario, Grades 7-12, 2015–17.....	34
Table 6A-16: Past 30 Day Use of E-Cigarettes, 12-18 years, Ontario 2015–17.....	35
Table 6A-17: Perceived Risk of Smoking E-Cigarettes Regularly, Ontario, Grades 7-12, 2017.....	35
Table 6A-18: Source of Last E-cigarette (Past Year Users), Ontario, Grades 7-12, 2017 .....	36
Table 6A-19: First Product Used by Ever Users of E-Cigarette, Ontario, Grades 7–12, 2017 .....	36
Table 6A-20: Use of Nicotine E-Cigarettes over the Past Year (Past Year Users), Ontario, Grades 7-12, 2015–17 .....	37
Table 6A-21: Social Acceptability of Teenagers and Adults using E-Cigarettes, Ontario, 18+, 2017.....	37
Table 6A-22: Opinion about where E-Cigarettes should be Sold, Ontario, 18+, 2017 .....	38
Table 6A-23: Seen Anyone Using an E-cigarette (Past Week), Ontario, 18+, 2016–17 .....	38
Table 6A-24: Noticed Advertising of E-cigarettes on Billboards, Internet, in a Newspaper, Magazine, or in Bars or Stores (Past Month), Ontario, 18+, 2016–17.....	38

# Technical Supplement to Chapter 6: Electronic Cigarettes

---

Chapter 6 of the [Ontario Tobacco Monitoring Report 2018](#) summarizes the current evidence on electronic cigarettes (e-cigarettes) in terms of harms and benefits associated with use, current legislation governing the manufacture, sale and promotion of e-cigarettes, and e-cigarette use among adults and youth. The purpose of this Technical Supplement is to provide additional detail that was not feasible to include in the report.

## Methodological Approach

Latest population level survey data (Canadian Tobacco, Alcohol and Drugs Survey (CTADS) 2017, Centre for Addiction and Mental Health Monitor (CAMH-Monitor) 2017, Ontario Student Drug Use and Health Survey (OSDUHS) 2017, Canadian Student Tobacco, Alcohol and Drugs Survey (CSTADS) 2017) were used to develop this chapter. Details regarding each survey source can be found in the [Technical Supplement to the Data and Trends chapter](#). Throughout the report estimates with high sampling variability are indicated using “IC” for interpret with caution. Findings from CAMH-Monitor and the OSDUHS were obtained from the Tobacco Informatics Monitoring System (TIMS).<sup>1</sup> Analyses from CTADS 2013–17 and CSTADS 2016–17 were completed by PHO.

Similar to the methods used in the Ontario Tobacco Research Unit’s 2017 Smoke-Free Ontario Strategy Monitoring report,<sup>2</sup> significance tests between two estimates, including any directional statement (e.g., increase, decrease, higher, lower, etc.), were based on non-overlapping 95% confidence intervals. When confidence intervals overlap, a formal significance test of two proportions was carried out. Estimates that appear to differ but are not reported as significant should be interpreted with caution. In order to protect against misclassification of significance due to many comparisons, we only compared the current year with: the previous year and a 5-year benchmark, where possible.

Policy changes related to e-cigarettes were obtained from: Government of Canada website, Government of Ontario website, Health Canada website, and Smoking and Health Action Foundation’s/Non-Smokers’ Rights Association’s Smoke-Free Laws Database. Peer-reviewed and grey literature sources were also included where relevant. Interpretation of policy changes were also confirmed with external reviewers.

## E-Cigarette Legislation

For a list of legislation related to e-cigarettes at the federal and provincial levels in Ontario as of December 2018, see [Table 6A-1](#) in the appendices.

## E-Cigarette Legislation at the Federal Level

Prior to May 2018, nicotine containing e-cigarettes were illegal in Canada. E-cigarettes were regulated under the then federal *Food and Drugs Act*,<sup>3</sup> and market authorization was needed for e-cigarettes containing nicotine or those that made a health claim.<sup>4,5</sup> Although under this policy regime no product received authorization, nicotine containing e-cigarettes were available in the Canadian market.<sup>6</sup>

Bill S-5, which received Royal Assent in May 2018, replaced the *Tobacco Act*, 1997 and established a new legislative framework for regulating vaping products in Canada.<sup>7</sup> Under this framework, e-cigarettes and other vaping products are now classified into two main categories based on whether they are used for recreational or therapeutic purposes.<sup>8</sup> E-cigarettes (with and without nicotine) that do not make any health claims are defined as ‘recreational products’ and regulated under the federal *Tobacco and Vaping Products Act (TVPA, 2018)*.<sup>9,10</sup> ‘Therapeutic’ e-cigarettes that may be used to treat nicotine dependence and make health claims are now regulated under the revised *Food and Drugs Act* (amended May 2018).<sup>11</sup> These devices must receive prior market authorization from Health Canada to assess their safety, efficacy and quality, before being commercially imported, advertised, or sold in Canada.<sup>8</sup> As of November 2018, no ‘therapeutic’ e-cigarette has been licenced in Canada.<sup>8</sup>

## E-Cigarette Legislation in Ontario

In Ontario, Bill 45 (Royal assent May 28, 2015), made amendments to the *Smoke-Free Ontario Act*, 2006 (*SFOA*, 2006) and enacted the *Electronic Cigarettes Act*, 2015.<sup>12,13</sup> The *Electronic Cigarettes Act*, 2015 (effective January 1, 2016) prohibited sale and supply of e-cigarettes and its component parts (e.g., battery, atomizer) to anyone less than 19 years old, although e-liquids were not included in this ban.<sup>12,14,15</sup>

Under the *Electronic Cigarettes Act*, 2015, in 2017–18, there were 5,335 e-cigarette youth access checks (compliance or enforcement) conducted, in which a test shopper entered a store and attempted to purchase an electronic cigarette. The test shopper was sold an electronic cigarette 314 times.<sup>16</sup> Using the store as the unit of analysis, 95% of Ontario e-cigarette vendors were found to be in compliance with youth access legislation at the time of their last inspection.<sup>16</sup>

With the pending legalization of cannabis, Bill 174, known as the *Cannabis, Smoke-Free Ontario and Road Safety Statute Law Amendment Act*,<sup>17</sup> was introduced on November, 2017 (Royal Assent December, 2017 and proposed to come into force on July 1, 2018). It repealed the *SFOA*, 2006 and the *Electronic Cigarettes Act*, 2015<sup>18</sup> and replaced them with a single legislative framework, the *SFOA*, 2017 (*SFOA*, 2017).<sup>19</sup> The *SFOA*, 2017, permits testing of e-cigarettes at speciality vape shops, including inhaling or exhaling from the product.<sup>12,15,20,21</sup>

Before the proposed changes under the *SFOA*, 2017<sup>19</sup> would come into force on July 1, 2018, specific provisions related to e-cigarettes were put on hold on June 29, 2018. During this period, the old *SFOA*, 2006 and the *Electronic Cigarettes Act*, 2015 remained in force.<sup>22</sup>

On September 27, 2018 the Government of Ontario introduced Bill 36 that made amendments to the e-cigarette provisions under the *SFOA, 2017*.<sup>19</sup> These regulations came into force on October 17, 2018<sup>23</sup> and now replace the old *SFOA, 2006* and the *Electronic Cigarettes Act, 2015*.<sup>18,22</sup>

The current regulations under the new *SFOA, 2017*<sup>24,25</sup> allow advertisement and promotion of vaping products as long as they comply with federal *TVPA, 2018* regulations, although the display of actual products is banned in non-specialty vaping stores (i.e., convenience stores, gas stations, grocery stores and other retail outlets). There can be an unlimited number of vaping product advertisements of any size in these stores including continuous videos. In specialty vape shops, which restrict entry to those at least 19 years of age, actual product displays, as well as advertising for vaping products are allowed.

## Local Policy Initiatives

As of March 2018, 14 local municipalities/cities in Ontario had bylaws related to e-cigarette use that exceeded the provisions under the *SFOA, 2017*.<sup>26</sup> See [Table 6A-2](#) in the appendices for the list of jurisdictions that have e-cigarette related bylaws.

## Nicotine E-Cigarettes

As of May 2018, the new federal *TVPA*,<sup>10</sup> allows the sale of nicotine containing e-cigarettes in Canada.<sup>7</sup>

Health Canada, under the federal *Consumer Chemicals and Containers Regulations, 2001 (CCCR, 2001)*, classifies e-liquids in e-cigarettes based on their nicotine concentration.<sup>27,28</sup> Under these regulations, e-liquids containing nicotine are classified as follows:

- e-liquids containing equal to or more than 66mg/g nicotine are classified as ‘very toxic’ and are prohibited from being manufactured, imported, advertised, or sold under section 38 of the *CCCR, 2001*.
- e-liquids containing between 10 mg/g and less than 66 mg/g nicotine are classified as ‘toxic’ and can be sold in child-resistant, stand-alone containers with hazard labelling.
- e-liquids containing between 0.1mg/g and 10mg/g nicotine are not covered under the *CCCR, 2001*, but are subject to regulations under the *Canada Consumer Product Safety Act (CCPSA)*.<sup>28</sup>

The nicotine content in most e-cigarettes varied from 0-30 mg/ml.<sup>29,30</sup> Newer nicotine salt based e-cigarettes have higher nicotine content. For example, standard Juul devices contain 5% of nicotine by weight (0.7ml by volume) which is equivalent to one pack of cigarettes (about 200 puffs; 40 mg per pod based on 59mg/ml).<sup>31-34</sup>

## Promotion of E-Cigarettes

The federal *TVPA, 2018* restricts e-cigarette lifestyle advertising and ads that may be appealing to children.<sup>8-10</sup> It also prohibits the depiction of a person, animal or character, real or fiction in e-cigarette ads.



Vaping products in Ontario sold at retail outlets must remain hidden from customer's view, cannot be handled by the customer before being bought, and the seller must display provincial age-restriction signage at their shop/retail location.

Specialty vape shops, which must have at least 85% of their sales from vaping products, are allowed to provide sample vapor products to their customers before purchase.<sup>24</sup>

## E-Cigarette Sales

The total value of sales of vaping products in Canada (including vaping devices and e-liquids) for 2017 was \$393 million compared to \$281 million in 2016, and projected to rise to \$950 million by 2022.<sup>35</sup> Of the \$393 million in 2017, store-based retailing accounted for 75.9% of the total retail volume sales of vaping products compared to 24.1% through online sales. For store-based retail, specialist non-grocery retailers (e.g., vape shops) accounted for 64.2% of the total retail sale, whereas grocery retailers (including convenience stores, forecourt retailers, supermarkets, mixed retailers, etc.) accounted for 11.7% of the total retail volume sales.

## E-Cigarette Use

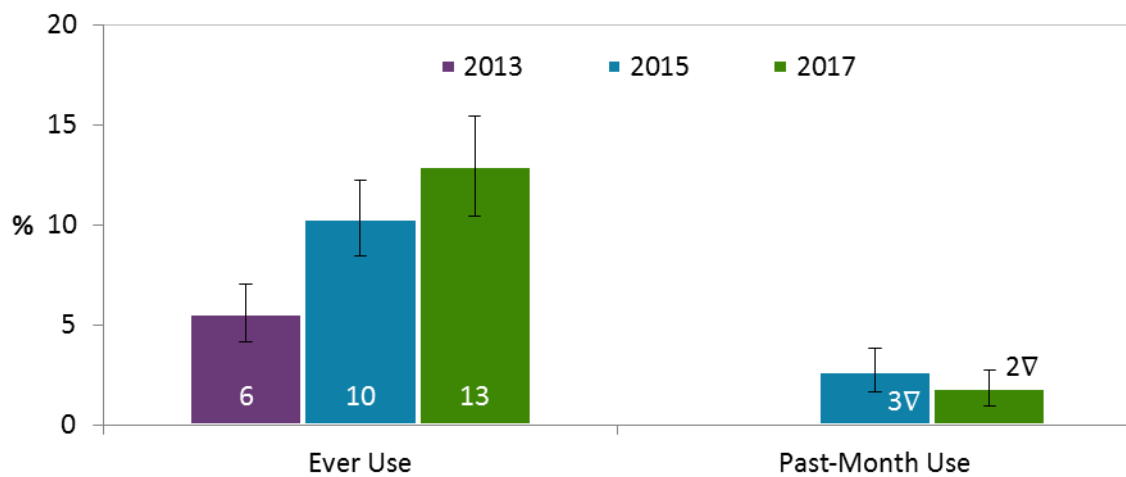
### Ever Use and Past-Month Use of E-Cigarettes

Ever use of e-cigarettes among Ontarians has increased significantly since 2013. In 2017, 13% of Ontarians aged 15 years and older reported ever use of e-cigarettes. This was a significant increase compared to 2013 (6%) (CTADS, 2017; [Figure 6-1](#)). Past-month vaping was 2%<sup>IC</sup> in 2017 and did not show a significant change since 2015 (CTADS, 2017).

---

<sup>IC</sup> Interpret with Caution (IC): Subject to high sampling variability.

**Figure 6-1: E-Cigarette Use, Ever Use and Past-Month Use, Ontario, 15+, 2013–17**

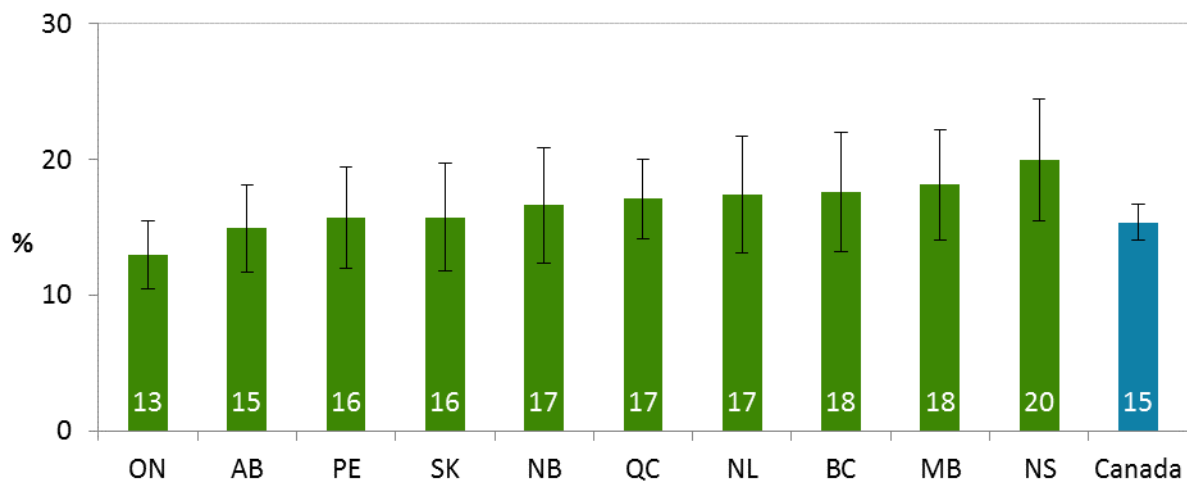


Note: ∇= Interpret with caution: subject to moderate sampling variability. § = 2013 past-month use of e-cigarettes was suppressed due to extreme sampling variability. Error bars represent 95% Confidence Intervals. Full data table for this graph provided in the Appendix ([Table 6A-3](#))

Source: Canadian Tobacco, Alcohol and Drugs Survey, 2013–17

In 2017, ever use of e-cigarettes in Canada, excluding the territories, was 15% (CTADS, 2017; [Figure 6-2](#)). Across Canada, ever use of e-cigarettes ranged from 13% in Ontario to 20% in Nova Scotia. The prevalence of ever use of e-cigarettes in Ontario was significantly lower compared to Quebec (17%), Manitoba (18%), and Nova Scotia (20%).

**Figure 6-2: Ever Use of E-Cigarettes, by Province, 15+, 2017**

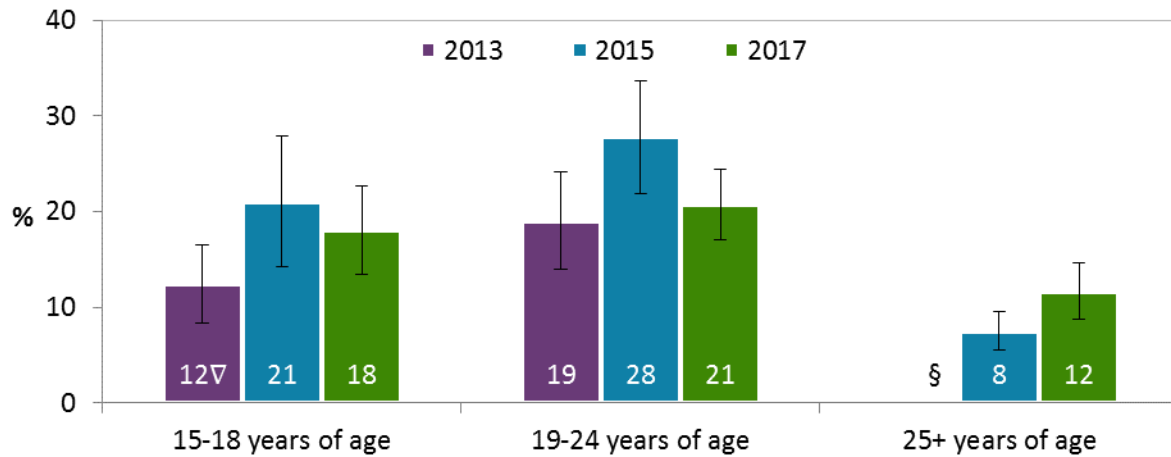


Note: Error bars represent 95% Confidence Intervals. Full data table for this graph provided in the Appendix ([Table 6A-4](#)).

Source: Canadian Tobacco, Alcohol and Drugs Survey, 2017

In Ontario, ever use of e-cigarettes was higher among 15–18 years olds and 19–24 year-olds, compared to those aged 25 years and older (Figure 6-3). In 2017, 18% of youth (15–18 year-olds) and 21% of young adults (19–24 year-olds) reported ever use of e-cigarettes. Among youth and young adults, higher ever use of e-cigarettes was reported in 2015 compared to 2013; however the 2017 rates, while elevated, did not show significant differences compared to 2013. Between 2015 and 2017, there has been a significant increase in e-cigarette use among those aged 25 years and older (8% to 12%), which likely contributed to the increase at the population level (10% to 13%; Figure 6-1) as this age group represents the largest proportion of Ontario’s population.

**Figure 6-3: Ever Use of E-Cigarettes, by Age, Ontario, 2013–17**

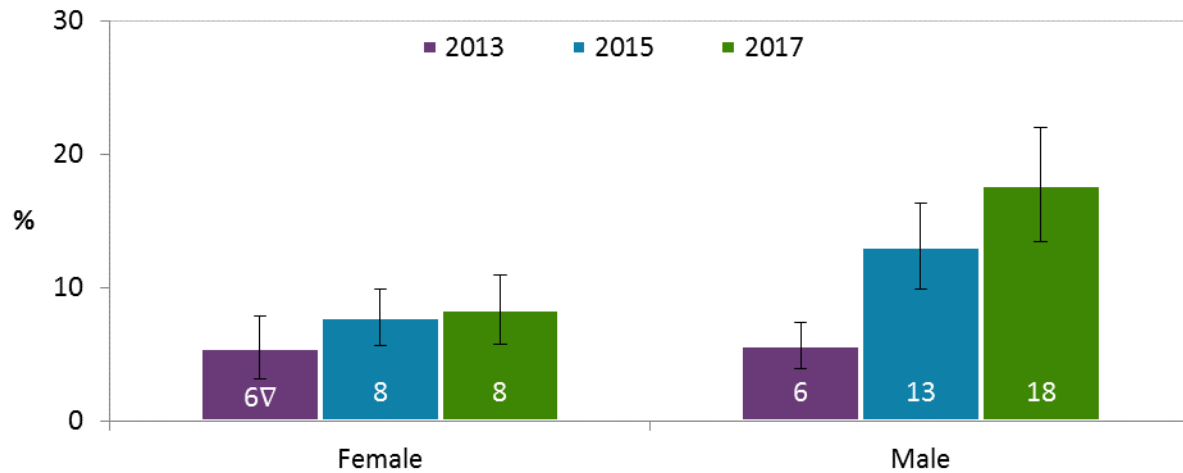


Note: <sup>∇</sup> = Interpret with caution: subject to moderate sampling variability. <sup>§</sup>=2013 estimate has been suppressed due to extreme sampling variability. Error bars represent 95% Confidence Intervals. Full data table for this graph provided in the Appendix (Table 6A-5).

Source: Canadian Tobacco, Alcohol and Drugs Survey, 2013–17

Ever use of e-cigarettes was similar for both sexes in 2013 at 6% (Figure 6-4), but afterward the rates significantly increased in males compared to females. In 2017, males reported a higher rate of e-cigarette use in their lifetime compared to females (18% vs. 8%).

**Figure 6-4: Ever Use of E-Cigarettes, by Sex, Ontario, 15+, 2013–17**



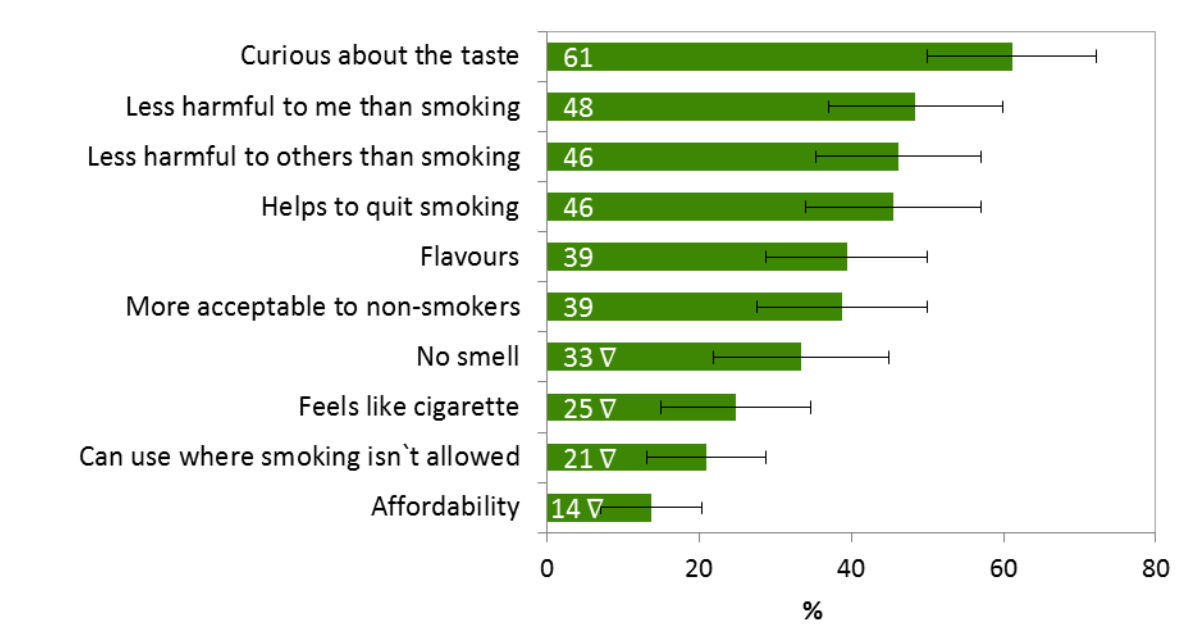
Note: Error bars represent 95% Confidence Intervals. Full data table for this graph provided in the Appendix ([Table 6A-6](#)).

Source: Canadian Tobacco, Alcohol and Drugs Survey, 2013–17

### Reason for Using E-Cigarettes among ever vapers

The majority of ever vapers (61%) reported using e-cigarettes because they were curious about the taste (CTADS, 2017; [Figure 6-5](#)). Perceived harm reduction was another common reason for use of e-cigarettes, where 48% of ever vapers reported e-cigarettes as less harmful to self than smoking cigarettes and 46% reported vaping as less harmful to people around them than smoking cigarettes. Forty-six per cent of ever vapers used e-cigarettes because they perceived e-cigarettes help people quit smoking (CTADS, 2017; [Figure 6-5](#)).

**Figure 6-5: Reason for Use of E-Cigarettes, Ever Users, Ontario, 15+, 2017**



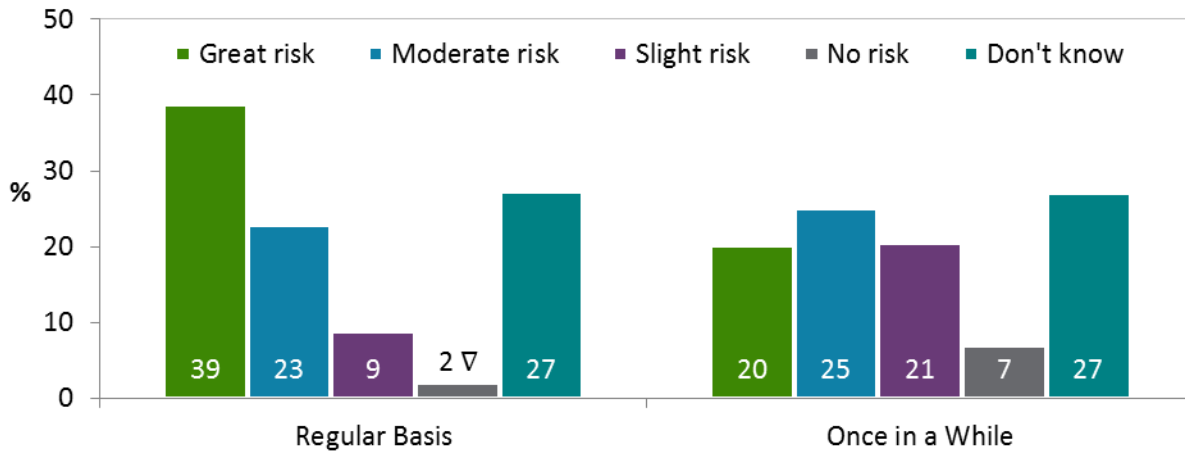
Note: ∇ = Interpret with caution: subject to moderate sampling variability. Error bars represent 95% Confidence Intervals. Full data table for this graph provided in the Appendix ([Table 6A-7](#)).

Source: Canadian Tobacco, Alcohol and Drugs Survey, 2017

### Perceived Risk of E-Cigarettes

In Ontario, 39% of those aged 15 years and older perceived e-cigarettes as a great risk to regular vapers, whereas 20% believed it poses great risk to occasional vapers (CTADS, 2017; [Figure 6-6](#)). Over one quarter of Ontarians (27%) reported they don't know the risk of e-cigarette use to vapers.

**Figure 6-6: Ontarians Risk Perception of Regular and Occasional E-Cigarette Use, Ontario, 15+, 2017**



Note: ∇ = Interpret with caution: subject to moderate sampling variability. Error bars represent 95% Confidence Intervals. Full data table for this graph provided in the Appendix ([Table 6A-8](#)).

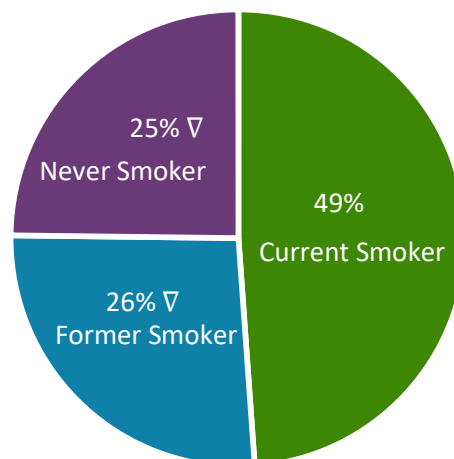
Source: Canadian Tobacco, Alcohol and Drugs Survey, 2017

The majority of e-cigarette users perceived there is moderate risk in regular use (41%) and slight risk in occasional (41%) use of e-cigarettes (CTADS, 2017; see details in Appendix [Table 6A-9](#)).

### Co-Use of E-Cigarettes and Cigarettes

In 2017, half of ever e-cigarette users (49%) in Ontario were current smokers (CTADS, 2017; [Figure 6-7](#)). The remaining e-cigarette users were comprised of 26%<sup>IC</sup> former smokers and 25%<sup>IC</sup> never smokers.

**Figure 6-7: Current Smoking Status of Ever E-Cigarette Users, Ontario, 15+, 2017**



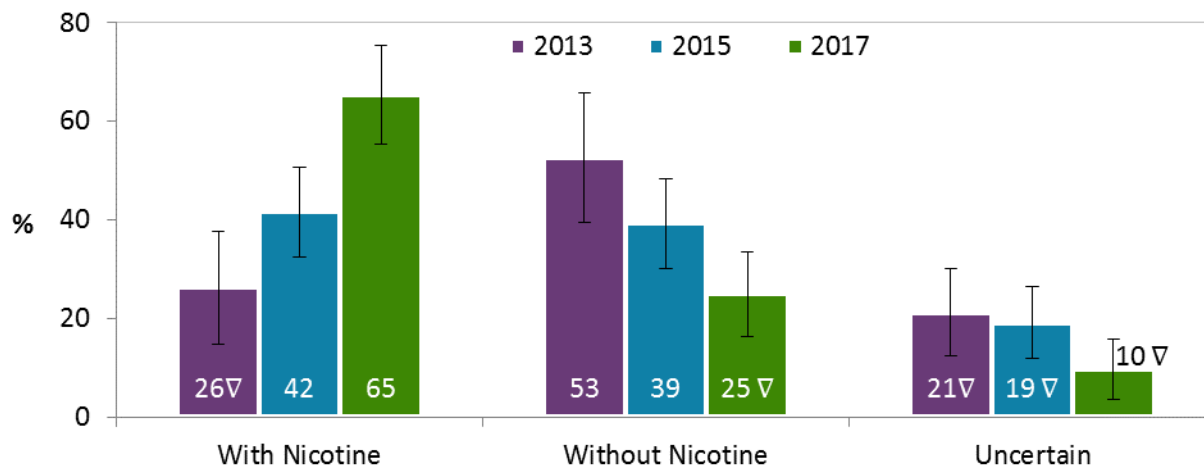
Note: ∇ = Interpret with caution: subject to moderate sampling variability. Error bars represent 95% Confidence Intervals. Full data table for this graph provided in the Appendix ([Table 6A-10](#))

Source: Canadian Tobacco, Alcohol and Drugs Survey, 2017

## Use of Nicotine in E-Cigarettes

Use of nicotine in e-cigarettes has increased significantly in recent years, despite the fact that e-cigarettes and e-liquids were not permitted to contain nicotine in Canada prior to May 2018.<sup>10</sup> In 2017, 65% of ever vapers reported using nicotine in their last e-cigarette, a significant increase since 2015 (42%) and 2013 (26%<sup>IC</sup>) (CTADS, [Figure 6-8](#)). Among current smokers who have used an e-cigarette, 75% used nicotine in their last e-cigarette (CTADS, 2017; data not shown), compared to 61% of former smokers and 52%<sup>IC</sup> of never smokers (CTADS, 2017; data not shown). The majority of vapers who used nicotine in their last e-cigarette were aged 25 years and older (81%) (CTADS, 2017; data not shown), the remaining 13% were 19–24 year-olds and 7%<sup>IC</sup> were 15–18 year-olds.

**Figure 6-8: Use of Nicotine in Last E-Cigarette, Ever Users, Ontario, 15+, 2013–17**



Note: ∇ = Interpret with caution: subject to moderate sampling variability. Error bars represent 95% Confidence Intervals. Full data table for this graph provided in the Appendix ([Table 6A-11](#))  
 Source: Canadian Tobacco, Alcohol and Drugs Survey, 2013–17

### Use of Flavoured E-Cigarettes

Among ever users of e-cigarettes in Ontario (aged 15 and older), 43% used fruit flavoured, 15%<sup>LC</sup> used tobacco flavoured, and 8%<sup>LC</sup> used candy/dessert flavoured e-cigarettes the last time they vaped (CTADS, 2017; [Table 6-1](#)).

**Table 6-1: Use of Flavours in Last E-Cigarette, Ever Users, Ontario, 15+, 2017**

Flavours Used in Last E-Cigarette	Population Estimate	%	95% Confidence Limit
Fruit	643,400	43	(31.9-53.2)
Tobacco	226,600	15∇	(5.9-24)
Candy/Dessert	119,800	8∇	(4.2-11.6)
Mint/Menthol	§	§	§
Alcohol	§	§	§
Other	§	§	§
Don't Know	310,700	21∇	(10.9-30.1)

Note: §=Suppressed due to extreme sampling variability; ∇ = Interpret with caution: subject to moderate sampling variability.

Source: Canadian Tobacco, Alcohol and Drugs Survey, 2017

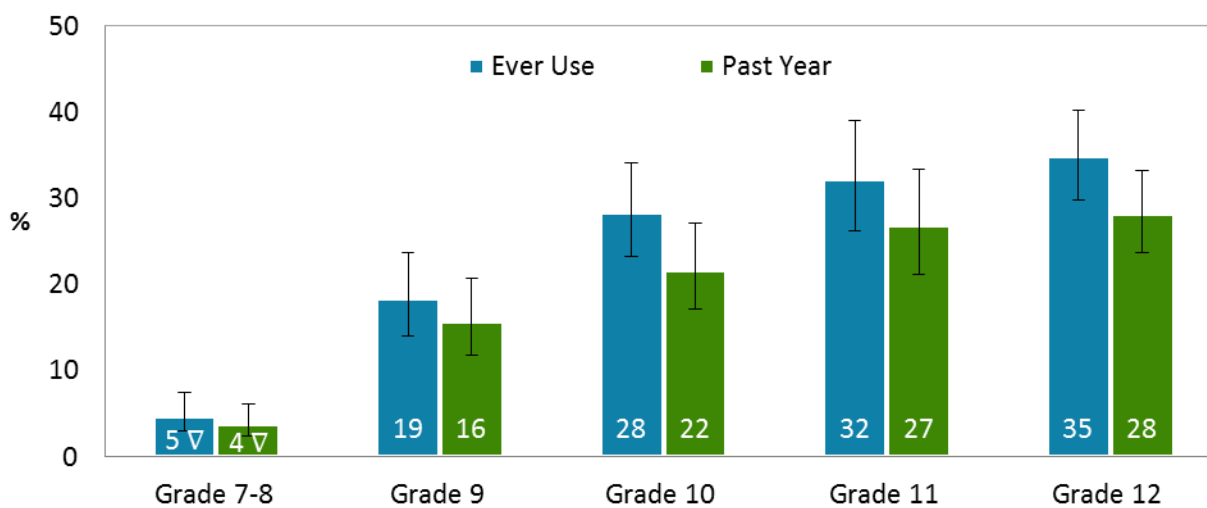


# E-cigarette Use among Youth

## Ever Use of E-Cigarettes

In 2017, 21.6% (163,300) of Ontario students in grades 7–12 reported ever use of e-cigarettes. The prevalence did not differ significantly from 2015 (22.6%) (Appendix [Table 6A-12](#)). Secondary school students (combined rate for grades 9–12 is 29.2%; data not shown) reported a higher rate of ever use compared to elementary school students (5%<sup>1C</sup>) ([Figure 6-9](#)). Over one third of students in grade 12 (35%) and 32% of students in Grade 11 reported ever use of e-cigarettes. Ever use of e-cigarettes was higher in male students (25%) compared to female students (18%) (OSDUHS, 2017, see Appendix [Table 6A-14](#)).

**Figure 6-9: E-Cigarette Use, Past Year and Ever Use, by Grade, Ontario, 2017**



Note: ∇ = Interpret with caution: subject to moderate sampling variability. Error bars represent 95% Confidence Intervals. Full data table for this graph provided in the Appendix ([Table 6A-13](#))

Source: Ontario Student Drug Use and Health Survey 2017

## Past Year Use of E-Cigarettes

The past-year use indicator was used when past-month was not available. The use of past-year may not be indicative of regular use. Past year use of e-cigarettes, including only a few puffs, among all students was 17.5% (132,400 students). The prevalence did not differ significantly from 2015 (18.7%) (Appendix [Table 6A-12](#)). Secondary school students (combined rate for grades 9–12 is 23.8%; data not shown) reported a higher rate of past year e-cigarette use compared to elementary school students (4%<sup>1C</sup>) ([Figure 6-9](#)). Over a quarter of students in grades 11 and 12 reported using e-cigarettes in the past year (grade 11=27%; grade 12=28%). Male students reported a prevalence of 20.5% for e-cigarettes use in the past year and female students reported 14.3% (Appendix [Table 6A-15](#)).

## Past Month Use of E-Cigarettes

According to the 2017 CCHS, 3.6%<sup>IC</sup> of youth aged 12–18 years of age reported using e-cigarettes in the past 30 days. The prevalence did not differ significantly from 2016 (2.4%<sup>IC</sup>) and 2015 (4.3%<sup>IC</sup>) (Appendix [Table 6A-16](#)).

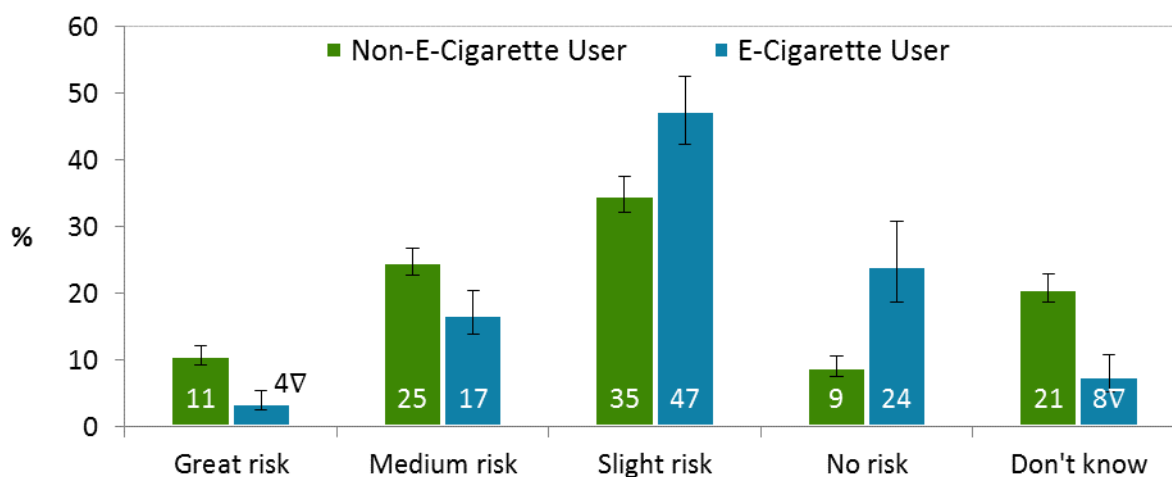
Daily use of electronic cigarettes was reported as 1.6%<sup>IC</sup> among all students in grades 7–12 who had used an e-cigarette in the past year (OSDUHS, 2017, data not shown).

Among all students in grades 7–12, 13.6% (102,900 students) smoked an e-cigarette for the very first time in 2017 (OSDUHS, 2017). The rate did not show any significant difference from 2015 (15.7%, OSDUHS, 2015) (Data not shown).

## Perceived Risk of E-Cigarettes

The majority of students in grades 7–12 perceived there is slight risk (37%) or medium risk (23%) in using electronic cigarettes regularly (OSDUHS 2017, Appendix [Table 6A-17](#)). Higher percentage of past year vapers perceived e-cigarette use as not risky compared to non e-cigarette users (24% vs. 9%; [Figure 6-10](#)).

**Figure 6-10: Perceived Risk of Smoking E-Cigarettes Regularly, Ontario, Grades 7–12, 2017**



Note: ▽ = Interpret with caution: subject to moderate sampling variability. Error bars represent 95% Confidence Intervals. Full data table for this graph provided in the Appendix ([Table 6A-17](#))

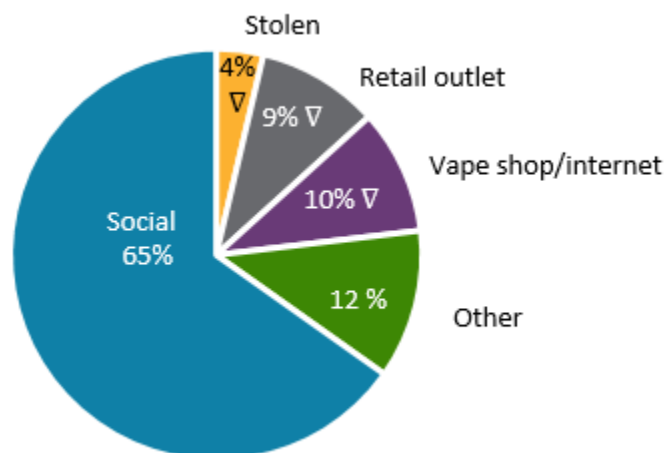
Source: Ontario Student Drug Use and Health Survey, 2017

## Source of E-Cigarettes

Among past year vapers, the majority of students (65%) reported obtaining e-cigarettes from social sources such as buying it off a friend or someone else, giving money to someone else to buy, and trying or borrowing from a friend ([Figure 6-11](#)). It is important to note that the *SFOA*, 2017 prohibits sale of e-cigarettes to anyone less than 19 years of age in Ontario. Of past year vapers who are younger than 19

year of age, 9%<sup>IC</sup> bought e-cigarette(s) from a retail source and 10%<sup>IC</sup> bought them from a vape shop or the internet (OSDUHS, 2017<sup>IC</sup>).

**Figure 6-11: Source of Last E-cigarette (Past Year Users), Ontario, Grades 7–12, 2017**



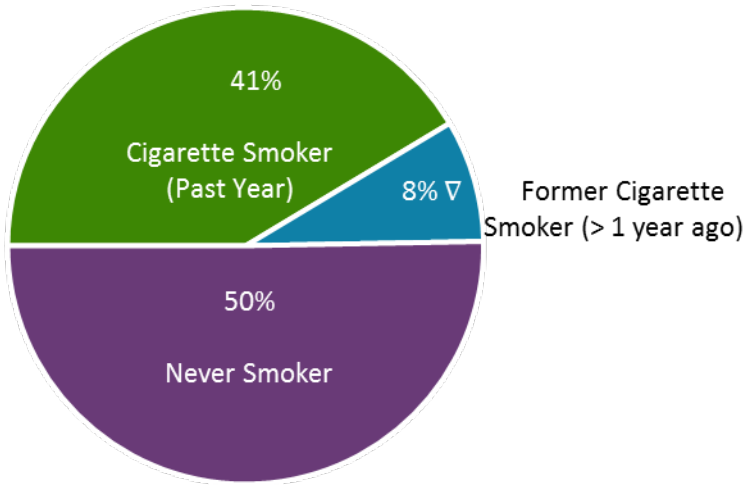
Note: Retail sources included convenience store, small grocery store, supermarket, and gas station. Social sources included buying off a friend or someone else, giving money to someone else to buy, and trying/borrowing a friend's. Other included getting it as a gift or free sample, getting it from another source not listed, and don't remember. ▽ = Interpret with caution: subject to moderate sampling variability. Full data table for this graph provided in the Appendix ([Table 6A-18](#))

Source: Ontario Student Drug Use and Health Survey, 2017

### Co-Use of E-Cigarettes and Cigarettes

Half of the students who used an e-cigarette in their lifetime had never smoked a cigarette ([Figure 6-12](#)). Forty-one per cent of students who used an e-cigarette at least once in their lifetime also smoked a cigarette in the past year. Forty-six per cent of students who had used an e-cigarette in the past year had also smoked a cigarette in the past year ([Figure 6-13](#)).

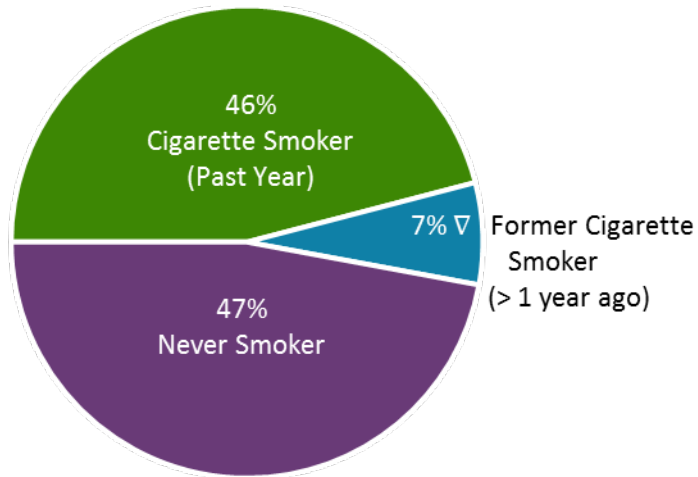
**Figure 6-12: Cigarette Smoking Status of Ever E-Cigarette Users, Ontario, Grades 7–12, 2017**



Note: ▽ = Interpret with caution: subject to moderate sampling variability.

Source: Ontario Student Drug Use and Health Survey 2017

**Figure 6-13: Cigarette Smoking Status of Past Year E-Cigarette Users, Ontario, Grades 7–12, 2017**

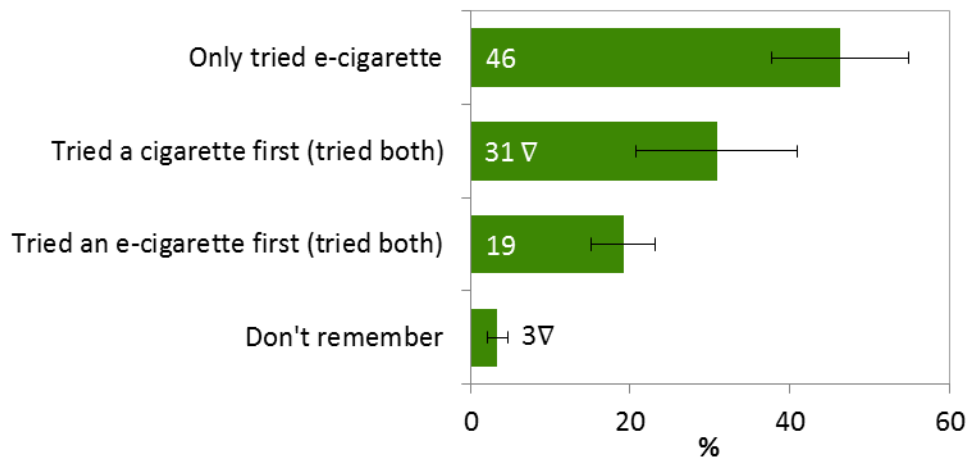


Note: ▽ = Interpret with caution: subject to moderate sampling variability.

Source: Ontario Student Drug Use and Health Survey 2017

In Ontario, 19% of ever vapers in grades 7–12 reported using e-cigarettes before trying cigarettes ([Figure 6-14](#), CSTADS 2016–17).

**Figure 6-14: First Product Used by Ever Users of E-Cigarette, Ontario, Grades 7–12, 2017**



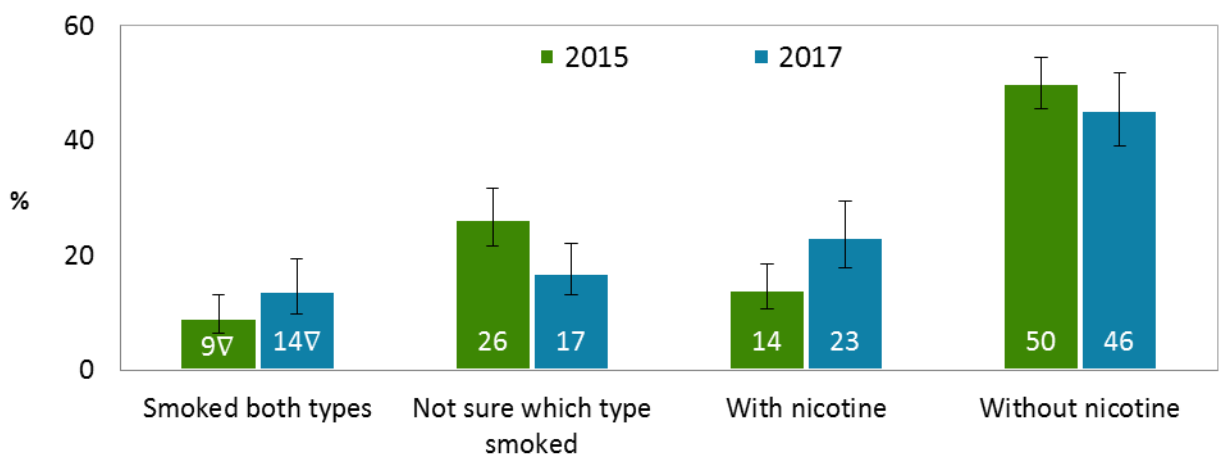
Note: ▽ = Interpret with caution: subject to moderate sampling variability. Full data table for this graph provided in the Appendix ([Table 6A-19](#))

Source: Canadian Student Tobacco Alcohol and Drugs Survey, 2017

### Use of Nicotine in E-Cigarettes

After May 2018, e-cigarettes and e-liquid were permitted to contain nicotine in Canada under the *Tobacco and Vaping Products Act*.<sup>10</sup> Prior to the legalization, findings from OSDUHS 2017 (data collected from November 2016 to June 2017) showed 23% of past year vapers used e-cigarettes with nicotine ([Figure 6-15](#)). This was a significant increase from 2015 (14%). Seventeen per cent of past year vapers were not sure whether they had used nicotine.

**Figure 6-15: Use of Nicotine E-Cigarettes over the Past Year (Past Year Users), Ontario, Grades 7–12, 2015–17**



Note: ▽ = Interpret with caution: subject to moderate sampling variability. Full data table for this graph provided in the Appendix ([Table 6A-20](#))

Source: Ontario Student Drug Use and Health Survey 2017

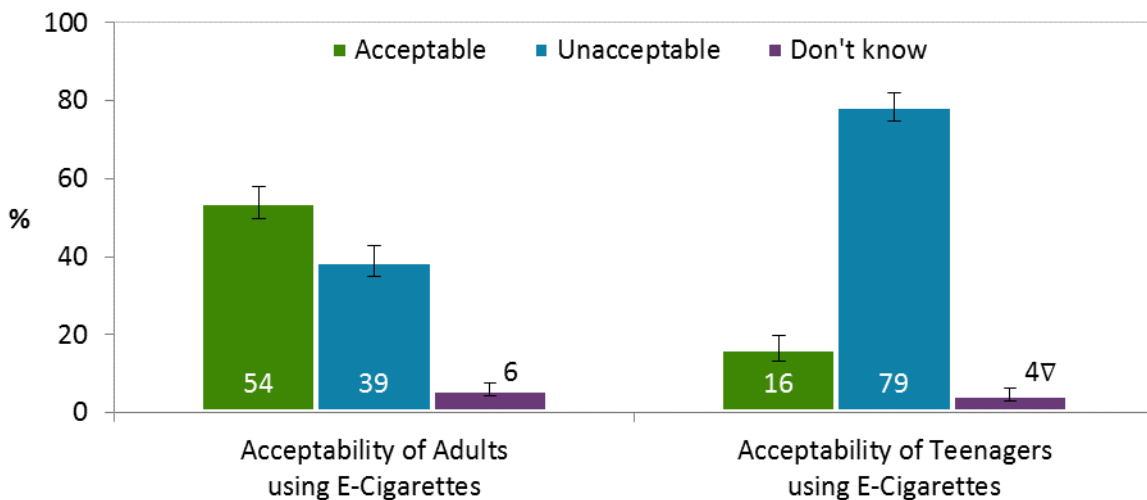
## Use of Flavoured E-Cigarettes

In Ontario, 85% of past month vapers in grades 7–12 reported using flavoured e-cigarettes in the past month (CSTADS, 2016–17; data not shown).

## Public Opinion on E-Cigarette Use

Ontarians, aged 18 and older, perceived e-cigarette use by adults to be more acceptable compared to teenagers. Over half of Ontarians perceived e-cigarette use by adults to be acceptable, whereas only 16% perceived e-cigarette use by teenagers to be acceptable (CAMH Monitor 2017, [Figure 6-16](#)). It is important to note that social acceptability of teenagers' use of e-cigarettes is significantly higher compared to cigarettes (16% vs. 8%) (CAMH Monitor 2017).

**Figure 6-16: Social Acceptability of Teenagers and Adults using E-Cigarettes, Ontario, 18+, 2017**



Note: <sup>∇</sup> = Interpret with caution: subject to moderate sampling variability. Error bars represent 95% Confidence Intervals. Full data table for this graph provided in the Appendix ([Table 6A-21](#))

Source: Centre for Addiction and Mental Health Monitor, 2017

In 2017, over half of adults in Ontario (52%) believed flavours should be banned in all e-cigarettes (CAMH Monitor 2017, [Table 6-2](#)). However, 88% of past year vapers disagreed with banning of flavours in all e-cigarettes. In Canada, dessert and confectionery flavours (i.e., crème brûlée and blueberry cake) were banned in May 2018,<sup>10</sup> but other flavours (such as mango, fruit, and cucumber etc.) still exist in the market.<sup>36,37</sup>

**Table 6-2: Agreement that Flavours should be banned in All E-Cigarettes, Ontario, 18+, 2017**

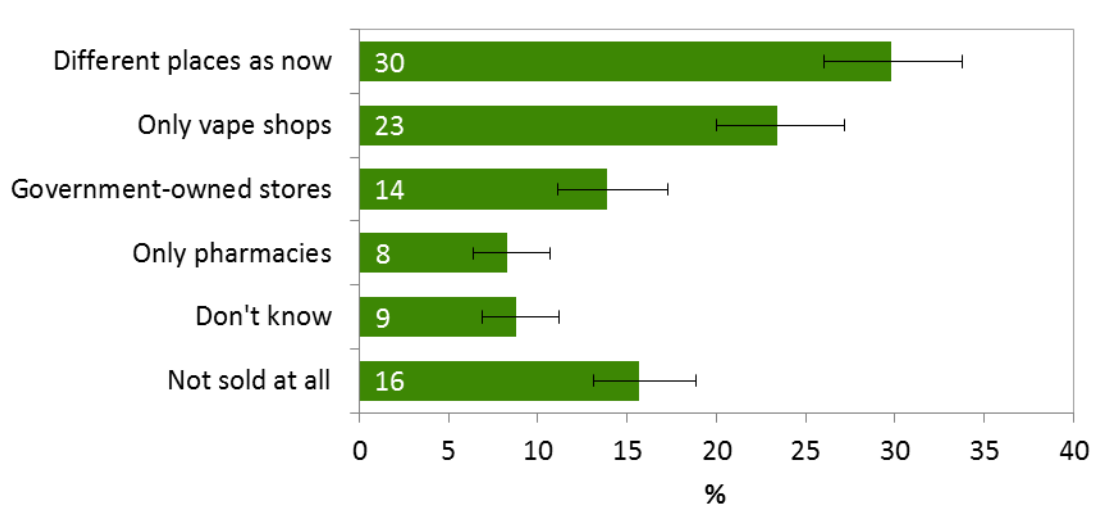
Use of E-Cigarette	Agreement	Value	95% Confidence Limit
E-Cigarette User	Agree	§	§
	Disagree	88.2	(76.8–94.4)
	Don't know	§	§
Non-E-Cigarette User	Agree	55.5	(51.1–59.7)
	Disagree	35.6	(31.5–40)
	Don't know	8.9	(7–11.3)
Total	Agree	51.8	(47.6–56)
	Disagree	40	(35.9–44.2)
	Don't know	8.2	(6.4–10.4)

Note: § = Suppressed due to extreme sampling variability.

Source: Centre for Addiction and Mental Health Monitor (Full Year) 2017

Beliefs about where e-cigarettes should be sold varied among adults in Ontario (CAMH Monitor 2017, [Figure 6-17](#)). The majority of adults (30%) believed e-cigarettes should be sold in different places as is the case now. Others believed they should be sold only in vape shops (23%), government-owned stores (14%), pharmacies (8%), with 9% responding that they did not know where it should be sold. Sixteen per cent of adults believed e-cigarettes should not be sold at all in Ontario.

**Figure 6-17: Opinion about where E-Cigarettes should be Sold, Ontario, 18+, 2017**



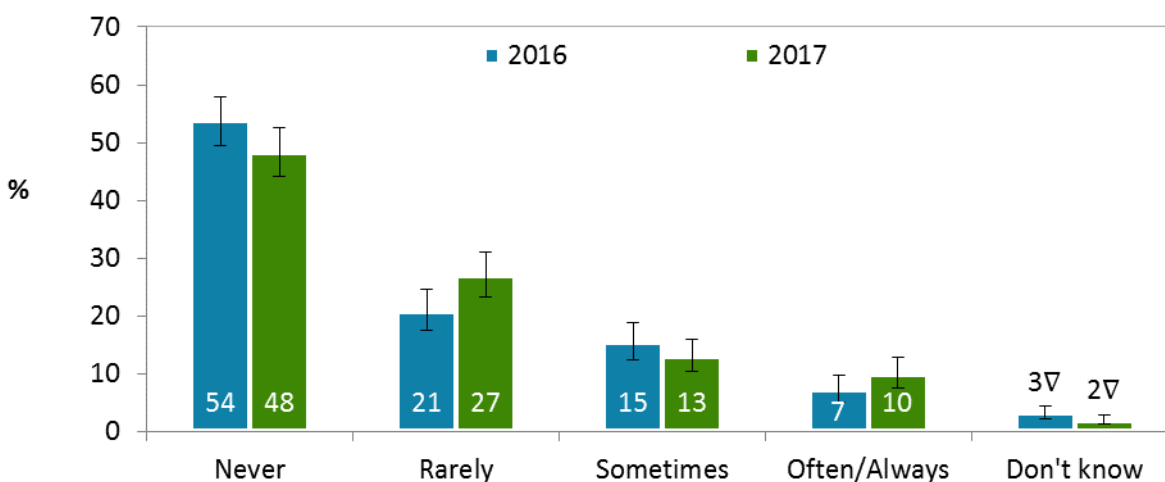
Note: Full data table for this graph provided in the Appendix ([Table 6A-22](#))

Source: Centre for Addiction and Mental Health Monitor 2017

## Advertising and Social Exposure to E-Cigarettes

Social exposure to e-cigarettes did not show significant change in 2017 compared to 2016. In 2017, half of adults in Ontario saw someone use an e-cigarette often or always (10%), sometimes (13%), or rarely (27%) in the week prior to the survey (CAMH Monitor 2017, [Figure 6-18](#)). This has not changed significantly from 2016. Thirty nine percent of adults in Ontario reported noticing advertising of e-cigarettes on billboards, internet, in a newspaper, magazine, or in bars or stores in the past month in 2017, which has not changed significantly from 2016 (44%) (CAMH Monitor, Appendix [Table 6A-24](#)). In 2016 and 2017, advertising of e-cigarettes were restricted to prescribed signage.<sup>14</sup> As of October 2018, advertising and promotion of e-cigarettes are allowed in convenience stores and other retail outlets in Ontario and there is no restriction on the size or format of product advertisements.<sup>26</sup>

**Figure 6-18: Seen Anyone Using an E-cigarette (Past Week), Ontario, 18+, 2016–17**



Note:  $\nabla$  = Interpret with caution: subject to moderate sampling variability. Error bars represent 95% Confidence Intervals. Full data table for this graph provided in Appendix ([Table 6A-23](#)).

Source: Centre for Addition and Mental Health Monitor, 2016, 2017

## Household Vaping Restrictions

In 2017, 9% of households in Ontario allowed the use of e-cigarettes inside their homes and 1%<sup>IC</sup> of households reported one or more person(s) vaping inside the home every day or almost every day (CTADS, 2017; data not shown). Conversely, 7.3% of households in Ontario allowed cigarette smoking inside their home and 4.3% of households reported at least one person smoking cigarettes inside the home every day or almost every day (CTADS, 2017; data not shown).



# References

---

1. Tobacco Informatics Monitoring System (TIMS) [Internet]. Toronto, ON: Ontario Tobacco Research Unit; c2019 [cited 2019 Feb 15]. Available from: <http://tims.otru.org>
2. Ontario Tobacco Research Unit. Smoke-free Ontario strategy monitoring report [Internet]. Toronto, ON: Ontario Tobacco Research Unit; 2018 [cited 2019 Aug 21]. Available from: [http://otru.org/wp-content/uploads/2018/03/2017\\_SMR\\_Full.pdf](http://otru.org/wp-content/uploads/2018/03/2017_SMR_Full.pdf)
3. *Food and Drugs Act*, RSC 1985, c F-27 (version of document from 2016-12-12 to 2017-06-19). Available from: <http://laws-lois.justice.gc.ca/eng/acts/f-27/20161212/P1TT3xt3.html>
4. Smoking and Health Action Foundation, Non-Smoker's Rights Association. E-cigarette update: Bill S-5. A new legislative framework for e-cigarettes in Canada [Internet]. Toronto, ON: Non-Smoker's Rights Association; 2017 [cited 2019 Sep 27]. Available from: [https://nsra-adnf.ca/wp-content/uploads/2017/02/2017\\_02\\_13\\_e-cig\\_update\\_2-final.pdf](https://nsra-adnf.ca/wp-content/uploads/2017/02/2017_02_13_e-cig_update_2-final.pdf)
5. Ontario Agency for Health Protection and Promotion (Public Health Ontario), Berenbaum E, Keller-Olaman S, Manson H, Moloughney B, Muir S, et al. Current evidence on e-cigarettes: a summary of potential impacts [Internet]. Toronto, ON: Queen's Printer for Ontario; 2018 [cited 2018 Nov 16]. Available from: <https://www.publichealthontario.ca/en/eRepository/literature-review-ecigarettes.pdf>
6. Czoli CD, Goniewicz ML, Palumbo M, White CM, Hammond D. E-cigarette nicotine content and labelling practices in a restricted market: findings from Ontario, Canada. *Int J Drug Policy*. 2018;58:9-12.
7. *An Act to amend the Tobacco Act and the Non-smokers' Health Act and to make consequential amendments to other Acts*, SC 2018, c 9. Available from: [https://laws-lois.justice.gc.ca/eng/annualstatutes/2018\\_9/page-1.html](https://laws-lois.justice.gc.ca/eng/annualstatutes/2018_9/page-1.html)
8. Government of Canada. About vaping [Internet]. Ottawa, ON: Government of Canada; 2019 [cited 2019 Sep 27]. Available from: <https://www.canada.ca/en/health-canada/services/smoking-tobacco/vaping.html>
9. Health Canada. Consultation summary: proposals for the regulation of vaping products. Ottawa, ON: Her Majesty the Queen in Right of Canada, as represented by the Minister of Health; 2018. Available from: <https://www.canada.ca/content/dam/hc-sc/documents/services/publications/healthy-living/consultation-summary-proposals-regulation-vaping-products/consultation-summary-proposals-regulation-vaping-products.pdf>
10. *Tobacco and Vaping Products Act*, SC 1997, c13. Available from: <https://laws-lois.justice.gc.ca/eng/acts/t-11.5/>
11. *Food and Drugs Act*, RSC 1985, c F-27 (current to June 21, 2019; last amended June 21, 2019). Available from: <http://laws-lois.justice.gc.ca/PDF/F-27.pdf>

12. *Electronic Cigarettes Act*, 2015, SO 2015, c 7, Sched. 3 (historical version for the period January 1, 2016 to December 7, 2016). Available from: <https://www.ontario.ca/laws/statute/15e07/v3>
13. Bill 45, *Making Healthier Choices Act*, 2015, SO 2015, c 7 – Bill 45. Available from: <https://www.ontario.ca/laws/statute/S15007>
14. Non-Smoker's Rights Association; Smoking and Health Action Foundation. Provincial/territorial e-cigarette legislation in Canada (as of 28 June 2016) [Internet]. Toronto, ON: Non-Smoker's Rights Association; 2016 [cited 2019 Sep 27]. Available from: [https://nsra-adnf.ca/wp-content/uploads/2016/07/E-Cig\\_Table\\_Prov\\_Laws\\_28June16.pdf](https://nsra-adnf.ca/wp-content/uploads/2016/07/E-Cig_Table_Prov_Laws_28June16.pdf)
15. Ontario. Ministry of Health and Long-Term Care, Population and Public Health Division. Strengthening Ontario's Smoking and Vaping Laws: proposed changes to regulations made under the Smoke-Free Ontario Act and Electronic Cigarettes Act, 2015. Public consultation paper: March 10, 2016 [Internet]. Toronto, ON: Queen's Printer for Ontario; 2016 [cited 2018 Jul 23]. Available from: <http://www.ontariocanada.com/registry/showAttachment.do?postingId=21224&attachmentId=31143>
16. Ontario. Ministry of Health and Long-Term Care. Tobacco, vapour and smoke protocol, 2018. Toronto, ON: Queen's Printer for Ontario; 2018.
17. Bill 174, *Cannabis, Smoke-Free Ontario and Road Safety Statute Law Amendment Act*, 2017, SO 2017, c 26. Available from: <https://www.ontario.ca/laws/statute/s17026?search=electronic+cigarettes>
18. *Electronic Cigarettes Act*, 2015, SO 2015, c 7, Sched. 3 (historical version for the period January 1, 2016 to December 7, 2016). Available from: <https://www.ontario.ca/laws/statute/15e07?search=electronic>
19. *Smoke-Free Ontario Act*, 2017, SO 2017, c 26, Sched. 3. Available from: <https://www.ontario.ca/laws/statute/17s26>
20. Non-Smokers' Rights Association Database. Smoke-Free Ontario Act, 2017 and regulation [Internet]. Toronto, ON: Non-Smoker's Rights Association; c2017 [cited 2018 Jul 23]. Available from: <https://database.nonsmokersrights.ca/bylaw/bill-174/>
21. Government of Ontario. Guidelines for registration as a specialty vape store [Internet]. Toronto, ON: Queen's Printer for Ontario; 2019 [updated 2019 Jun 18; cited 2019 Sep 27]. Available from: <https://www.ontario.ca/page/guidelines-registration-specialty-vape-store#section-4>
22. Government of Ontario. Where you can't smoke or vape in Ontario [Internet]. Toronto, ON: Queen's Printer for Ontario; 2019 [updated 2019 April 9; cited 2019 Sep 27]. Available from: <https://www.ontario.ca/page/electronic-cigarette-vape-rules>
23. Service Ontario, Ontario's Regulatory Registry. Smoke-Free Ontario Act, 2017 Regulation [Internet]. Toronto, ON: Queen's Printer for Ontario; 2018 [cited 2018 Oct 03]. Available from: <https://www.ontariocanada.com/registry/view.do?language=en&postingId=27806>
24. *GENERAL*, O Reg 439/18. Available from: <https://www.ontario.ca/laws/regulation/r18439>

25. Legislative Assembly of Ontario. Bill 36, *Cannabis Statute Law Amendment Act, 2018* [Internet]. Toronto, ON: Office of the Assembly; 2018 [cited 2019 Sep 27]. Available from: <https://www.ola.org/en/legislative-business/bills/parliament-42/session-1/bill-36>
26. Non-Smokers' Rights Association. Jurisdictions in Canada with bylaws/legislation that prohibit the use of electronic cigarettes (March 31, 2018) [Internet]. Toronto, ON: Non-Smoker's Rights Association; 2018 [cited 2018 Jul 23]. Available from: [https://database.nonsmokersrights.ca/wp-content/uploads/2018/03/e\\_cigs\\_march\\_31\\_18.pdf](https://database.nonsmokersrights.ca/wp-content/uploads/2018/03/e_cigs_march_31_18.pdf)
27. Government of Canada. Guidance on vaping products not marketed for a therapeutic use [Internet]. Ottawa, ON: Government of Canada; 2019 [updated 2019 Jan 15; cited 2019 Sep 27]. Available from: <https://www.canada.ca/en/health-canada/services/publications/product-safety/vaping-not-marketed-therapeutic-use.html>
28. *Canada Consumer Product Safety Act*, SC 2010, c 21 (current to June 21, 2019; last amended October 17, 2018). Available from: <https://laws-lois.justice.gc.ca/PDF/C-1.68.pdf>
29. Goniewicz ML, Kuma T, Gawron M, Knysak J, Kosmider L. Nicotine levels in electronic cigarettes. *Nicotine Tob Res.* 2013;15(1):158-66.
30. Raymond BH, Collette-Merrill K, Harrison RG, Jarvis S, Rasmussen RJ. The nicotine content of a sample of e-cigarette liquid manufactured in the United States. *J Addict Med.* 2018;12(2):127-31.
31. Jackler RK, Ramamurthi D. Nicotine arms race: JUUL and the high-nicotine product market. *Tob Control.* 2019 Feb 6 [Epub ahead of print]. Available from: <http://dx.doi.org/10.1136/tobaccocontrol-2018-054796>
32. JUUL Labs. FAQs- JUUL device basics [Internet]. San Francisco, CA: JUUL Labs 2018 [cited 2019 Sep 27]. Available from: <https://support.juul.com/hc/en-us/sections/360004346133-JUUL-Device-Basics>
33. Belluz J. Juul, the vape device teens are getting hooked on, explained [Internet]. New York: Vox Media; 2018 May 1 [cited 2019 Aug 21]. Available from: <https://www.vox.com/science-and-health/2018/5/1/17286638/juul-vaping-e-cigarette>
34. Huang J, Duan Z, Kwok J, Binns S, Vera LE, Kim Y, et al. Vaping versus JUULing: how the extraordinary growth and marketing of JUUL transformed the US retail e-cigarette market. *Tob Control* [Internet]. 2018 [cited 2018 Jul 23] Available from: <https://tobaccocontrol.bmj.com/content/tobaccocontrol/early/2018/05/31/tobaccocontrol-2018-054382.full.pdf>
35. Euromonitor International. Country report: smokeless tobacco and vapour products in Canada. London, UK: Euromonitor International; 2018.
36. Kirkham C. U.S. FDA strikes a blow against Juul with tighter rules on vaping, e-cigarettes Global News [Internet], 2018 Nov 15 [cited 2018 Nov 16]. Available from: <https://globalnews.ca/news/4666143/fda-flavoured-cigarettes-vaping-juul/>

37. Sagan A. Juul to keep selling fruit-flavoured e-cigarette pods in Canada. The Star [Internet], 2018 Nov 14 [cited 2019 Feb 15]. Available from: <https://www.thestar.com/business/2018/11/14/juul-to-keep-selling-fruit-flavoured-e-cigarette-pods-in-canada.html>
38. *Tobacco Act*, SC 1997, c 13 (Assented 1997-04-25). Available from: <https://laws-lois.justice.gc.ca/eng/acts/T-11.5/20021231/P1TT3xt3.html>
39. *Non-smokers' Health Act* RSC 1985, c 15 (4th Supp.) [1988, c 21, assented 28 June, 1988]. Available from: <https://laws-lois.justice.gc.ca/PDF/N-23.6.pdf>
40. Government of Canada. Order amending the Schedule to the *Tobacco Act* (Menthol). Canada Gazette, Part II. 2017;151(7). Available from: <https://www.tobaccocontrollaws.org/files/live/Canada/Canada%20-%20Order%20Amd%27ing%20Tobacco%20Act%20Schedule%20%28Menthol%29%20-%20national.pdf>
41. *Cannabis Act*, SC 2018, c 16. Available from: <https://laws-lois.justice.gc.ca/PDF/C-24.5.pdf>
42. Government of Canada. Regulations amending the Food and Drug Regulations and the Natural Health Products Regulations (Vaping Products): SOR/2018-132. Canada Gazette, Part III. 2018;152(14). Available from: <http://www.canadagazette.gc.ca/rp-pr/p2/2018/2018-07-11/html/sor-dors132-eng.html>
43. *Smoke-Free Ontario Act*, SO 1994, c 10. Available from: <https://www.ontario.ca/laws/statute/94t10/v4>
44. *Cannabis Act*, 2017, SO 2017, c 26, Sched. 1. Available from: <https://www.ontario.ca/laws/statute/17c26/v2?search=Cannabis+Act>
45. General, O Reg 270/18. Available from: <https://www.ontario.ca/laws/regulation/r18270?search=electronic+cigarettes>
46. Places of Consumption, O Reg 325/18. Available from: <https://www.ontario.ca/laws/regulation/r18325?search=electronic+cigarettes>
47. *Cannabis Control Act*, 2017, SO 2017, c 26, Sched. 1. Available from: <https://www.ontario.ca/laws/statute/17c26?search=Cannabis+Act>

# Appendices

## Additional Tables

**Table 6A-1: Legislation related to tobacco, e-cigarettes, and cannabis in Canada, December 2018**

Legislation	Date implemented or last amended	Description
<b>At the Federal Level</b>		
<i>Tobacco Act</i> <sup>38</sup>	Apr 25, 1997	Governs the manufacture, sale, labelling and promotion of tobacco products. Amended in May 2018 and now known as the <i>Tobacco and Vaping Products Act</i> .
<i>Non-smoker's Health Act</i> <sup>39</sup>	Dec 29, 1989	Restricts smoking in federal regulated workplaces and public places, including transportation (e.g. airplanes, trains, shipping, inter-city buses), airports and other transportation terminals/stations, federal Crown corporations (e.g. Canada Post), RCMP, armed forces, national parks and fisheries.
Bill C-32: An Act to amend the <i>Tobacco Act</i> (S.C. 2009, c.27)	Oct 8, 2009	Extended restrictions on advertising of tobacco products in publications such as daily newspapers, free entertainment weeklies and magazines. Little cigars and blunt wraps must be packaged in units of 20 or more. Prohibited the retail sale of cigarettes, little cigars and blunt wraps that contain any of the specified additives (including most flavouring agents), as of July 5, 2010.
Order amending the Schedule to the <i>Tobacco Act</i> (Menthol) <sup>40</sup>	Oct 2, 2017	Prohibits the use of menthol in cigarettes and most cigars.
Bill S-5 <sup>7</sup>	May 23, 2018	An Act to amend the <i>Tobacco Act</i> and the <i>Non-smokers' Health Act</i> and to make consequential amendments to other Acts.
<i>Tobacco and Vaping Products Act</i> <sup>10</sup>	May 23, 2018	Regulates the manufacture, sale, packaging and labeling, and advertising, promotion and sponsorship of tobacco products and vaping products. E-cigarettes (with and without

Legislation	Date implemented or last amended	Description
		nicotine) that do not make any health claims are defined as ‘recreational products’ and regulated as a separate category from tobacco products. Prohibits sale or supply of vaping products to anyone less than 18 years of age.
<i>Food and Drugs Act</i> <sup>3,11</sup>	Jun 2017	Prior to May 2018, the <i>Act</i> regulated all e-cigarettes and required market authorization for nicotine containing e-cigarettes or those with health claims. No nicotine containing e-cigarettes were granted market authorization under this legislation. Hence, nicotine e-cigarettes were illegal in Canada.
	May 23, 2018	Currently, the <i>Act</i> regulates e-cigarettes used for ‘therapeutic purposes’ that may be used to treat nicotine dependence and that are allowed to make health claims after prior market authorization. E-cigarette packaging must disclose nicotine content/strength.
<i>Cannabis Act</i> <sup>41</sup>	Oct 17, 2018	Controls the production, distribution, sale and possession of cannabis
<i>Canada Consumer Product Safety Act</i> <sup>8,27,28,42</sup>	Oct 17, 2018	Requires all containers of vaping products to have child-resistant packaging and associated labelling. Also addresses electrical, mechanical and toxicological risks posed by recreational vaping products, but does not regulate vaping products to meet certain standards.
<b>In Ontario</b>		
<i>Smoke-Free Ontario Act, 2006</i> <sup>43</sup>	May 31, 2006	Replaced the <i>Tobacco Control Act</i> (1994) and prohibited smoking in all enclosed workplaces, public places and common areas of multi-unit housing, banned indoor designated smoking rooms, and outdoor designated smoking areas, with some exceptions. Enabled home healthcare workers to request no smoking in clients’ homes while providing healthcare. Banned displays of tobacco products at retail as of May 31, 2008.
	Jan, 2009	Prohibited smoking in cars transporting children under the age of 16 (Jan 2009)
	Jul 2010	Banned the sale of flavoured cigarillos (Jul 2010)
	Jan 2015	

Legislation	Date implemented or last amended	Description
		Additional regulations were implemented in Jan 2015 which banned smoking on patios, playgrounds and sports fields. The sale of tobacco products was also banned on all post-secondary education campuses
Bill 45 <sup>13</sup>	May 28, 2015	<p>Made amendments to the <i>Smoke-Free Ontario Act, 2006</i> and enacted the <i>Electronic Cigarettes Act, 2015</i>.</p> <p>Amendments to the <i>SFOA</i> included a ban on the sale of flavoured tobacco products (with the exception of flavoured pipe tobacco, cigars meeting certain weight and flavour requirements), as of Jan 2016.</p> <p>Sale of menthol and clove tobacco products were banned as of Jan 2017.</p>
<i>Electronic Cigarettes Act, 2015</i> <sup>12,14</sup>	Jan 1, 2016	<p>Prohibited sales and supply of e-cigarettes and its component parts (e-liquids were not included in this ban) to anyone less than 19 years old, banned sales of these products wherever tobacco sales were banned such as hospitals, schools etc., imposed restrictions on use of e-cigarettes (with or without nicotine) in public places, workplaces, or government buildings.</p> <p>Imposed product display and promotion restrictions at entertainment venues, prohibited customers to handle or view the e-cigarette before purchasing. It permitted prescribed signage with information on e-cigarettes and their price.<sup>14</sup></p> <p>The only regulation implemented under the <i>ECA</i> was the prohibition of e-cigarette sales to minors.</p>
Bill 174, <i>Cannabis, Smoke-Free Ontario and Road Safety Statute Law Amendment Act</i> <sup>17</sup>	Dec 12, 2017	Repeals the <i>Smoke-Free Ontario Act, 2006</i> and the <i>Electronic Cigarettes Act, 2015</i> and replaced them with a single legislative framework, the <i>Smoke-Free Ontario Act, 2017</i>
Bill 36 <sup>24,25</sup>	Sept 27, 2018	Made amendments to the e-cigarette provisions under the new <i>Smoke-Free Ontario Act, 2017</i> , which came in to force on October 17, 2018. The <i>SFOA, 2017</i> replaces the <i>Smoke-Free Ontario Act, 2006</i> and the <i>Electronic Cigarettes Act, 2015</i> . Bill 36 also amended the <i>SFOA 2017</i> regarding the consumption of cannabis to now include both medical and recreational cannabis.

Legislation	Date implemented or last amended	Description
<i>Cannabis Act, 2017</i> <sup>44</sup>	Royal Assent Dec 12, 2017	Regulates age restrictions, sale, distribution, purchase, possession, cultivation, propagation, and harvesting of cannabis.
	Implemented Oct 17, 2018	
<i>Smoke-Free Ontario Act, 2017</i> <sup>15,19,20</sup>	Introduced Nov, 2017	Prohibits the use of e-cigarettes in places where smoking was prohibited (places defined under subsection 1). These included child daycare and pre-school grounds, enclosed public places, enclosed workplaces, hospital grounds, patios – restaurants and bars, playgrounds including splash pads and wading pools, schools and school properties, other sports and recreational fields and facilities. Gave health-care workers right to request a person not to use an e-cigarette in their presence while providing care; prohibits use of e-cigarette in a motor vehicle in the presence of child less than 16 years of age. In contrast to the <i>Electronic Cigarette Act, 2015</i> the new <i>SFOA, 2017</i> regulation permits testing of e-cigarettes at speciality vape shops.
	Royal Assent Dec, 2017	
	Proposed to be enforced on Jul 1, 2018	
	Put on hold on Jun 29, 2018	Specific provisions related to e-cigarettes were put on hold on June 29, 2018. During this period, <i>Smoke-Free Ontario Act, 2006</i> and the <i>Electronic Cigarettes Act, 2015</i> remained in force.
	Came into force on Oct 17, 2018	<i>SFOA, 2017</i> repeals the <i>Smoke-Free Ontario Act, 2006</i> and <i>Electronic Cigarettes Act, 2015</i> and replaces them with a single legislative framework to regulate tobacco products and vapour products. <i>SFOA, 2017</i> also applies to the consumption of cannabis, both medical and recreational, as per amendments from Bill 36.
<i>Ontario Regulation 268/18</i> <sup>23</sup>	Oct 17, 2018	<i>SFOA, 2017</i> and its regulations will regulate the sale, supply, use, display, and promotion of tobacco and vapour products (e.g., e-cigarettes, including heat-not-burn devices, and e-cigarette accessories), and the smoking and vaping of medical and recreational cannabis.  It allows unrestricted advertising and promotion of vaping products at retail, but actual product displays are not allowed.
<i>Ontario Regulation 270/18</i> <sup>45</sup>	Apr 20, 2018	Made under the <i>Electronic Cigarettes Act, 2015</i> and revokes Ontario regulation 337/15



Legislation	Date implemented or last amended	Description
<i>Ontario Regulation 325/18</i> <sup>46</sup>	Apr 24, 2018	Describes place of consumption of e-cigarettes and cannabis
<i>Cannabis Control Act, 2017</i> <sup>47</sup>	Nov 16, 2018	Repealed the <i>Cannabis Act, 2017</i> and replaced it with <i>Cannabis Control Act, 2017</i>

**Table 6A-2: List of municipalities and cities in Ontario that have e-cigarette related bylaws, March 2018**

Place	Date originally passed	Date in force or last amended	Name	Weblink
Windsor	Jul 12, 2006	Nov 21, 2016	Amending Bylaw No. 175-2016–Bylaw No. 113-2006, A Bylaw to Prohibit Smoking in the City of Windsor	<a href="#">view details</a>
Town of Essex	Oct 6, 2014	Apr 1, 2015	By-Law Number 1228, being a by-law to prohibit smoking on any property owned or leased by the Town of Essex	<a href="#">view details</a>
Innisfil	Oct 16, 2013	Apr 6, 2016	By-Law No. 021-16, A By-Law of The Corporation of the Town of Innisfil to amend By-law 111-13, being a by-law to Prohibit Smoking and Use of Tobacco Products at all designated Town of Innisfil Outdoor Sports and Recreational Spaces.	<a href="#">view details</a>
Ottawa	Jun 23, 2004	Jun 27, 2012	Bylaw No. 2012-86, A bylaw of the City of Ottawa to amend Bylaw No. 2004-276 to prohibit smoking in city parks and facilities.	<a href="#">view details</a>
Tecumseh	Jul 8, 2014	Jan 1, 2015	By-law Number 2014-60, The Smoke-free Outdoor Spaces By-law)	<a href="#">view details</a>
Uxbridge	Apr 27, 2015	Apr 27, 2015	Bylaw No. 2015-055, Being a by-law to prohibit smoking within fifteen (15) metres of entrance ways of municipal buildings	<a href="#">view details</a>
Lasalle	Jul 14, 2015	Jul 14, 2015	By-Law Number 7775, Being a By-Law to Prohibit Smoking within Town of Lasalle Owned Parks, Facilities, Playgrounds and Sports Fields	<a href="#">view details</a>
East Zorra-Tavistock	Sep 16, 2015	Jan 1, 2016	By-Law #2015-36, Being a By-Law to prohibit smoking at any township facility and to repeal By-law #2012-15	<a href="#">view details</a>

Place	Date originally passed	Date in force or last amended	Name	Weblink
Kingsville	Oct 11, 2016	Oct 11, 2016	Bylaw 96-2016, Being a Bylaw to Prohibit Smoking in Public Places Within the Town of Kingsville	<a href="#">view details</a>
Renfrew County	Apr 28, 2016	Apr 28, 2016	Bylaw 57-16, A Bylaw to Amend Bylaw 59-02 Corporate Policies and Procedures for the County of Renfrew to Approve a Smoking Policy on Designated County Properties (2016)	<a href="#">view details</a>
Casselman	May 10, 2016	May 10, 2016	Smoking By-law within Municipal Properties 2016-030	<a href="#">view details</a>
Township of King	Dec 12, 2016	Dec 12, 2016	By-law #2016-103 – a By-law for the Regulation, Protection and Government of Parks, Facilities as well as the Regulation of Loitering, Nuisance and Smoking in the Township of King	<a href="#">view details</a>
Amherstburg	Dec 12, 2016	Dec 12, 2016	By-law 2016-113 being a By-law to prohibit smoking on property owned or leased by the Town of Amherstburg	<a href="#">view details</a>
Nation Municipality	Jul 24, 2017	Jul 24, 2017	Tobacco-Free Bylaw	<a href="#">view details</a>

Source: Non-Smokers' Rights Association's Smoke-Free Laws Database- Smoking and Health Action Foundation, March 2018

**Table 6A-3: E-Cigarette Use, Ever Use and Past-Month Use, Ontario, 15+, 2013–17**

E-Cigarette Use	Year	Population Estimate	%	95% Confidence Limit
Ever Use	2013	630,900	5.6	(4.2–7.0)
	2015	1,184,200	10.4	(8.5–12.3)
	2017	1,513,100	12.9	(10.5–15.4)
Past-Month Use	2013	§	§	§
	2015	313,000	2.7 ∇	(1.7–3.8)
	2017	217,400	1.9 ∇	(1–2.7)

Note: ∇= Interpret with caution: subject to moderate sampling variability. § = 2013 estimate for past-month use has been suppressed due to extreme sampling variability. Data table for [Figure 6-1](#)

Source: Canadian Tobacco, Alcohol and Drugs Survey, 2013–17

**Table 6A-4: Ever Use of E-Cigarette, by Province, 15+, 2017**

Province	Population Estimate	%	95% Confidence Limit
Ontario	1,513,100	12.9	(10.5–15.4)
Alberta	512,700	14.9	(11.7–18.1)
Prince Edward Island	19,500	15.7	(12–19.4)
Saskatchewan	145,100	15.7	(11.8–19.7)
New Brunswick	104,900	16.7	(12.4–20.9)
Quebec	1,191,000	17.1	(14.2–20)
Newfoundland and Labrador	77,800	17.5	(13.2–21.8)
British Columbia	712,500	17.6	(13.2–22)
Manitoba	193,200	18.2	(14.1–22.2)
Nova Scotia	160,900	19.9	(15.4–24.4)
Canada	4,630,700	15.4	(14.0–16.7)

Note: Data table for [Figure 6-2](#)

Source: Canadian Tobacco, Alcohol and Drugs Survey, 2017

**Table 6A-5: Ever Use of E-Cigarette, by Age, Ontario, 2013–17**

Age groups	Year	Population Estimate	%	95% Confidence Limit
15-18 years	2013	87,400	12.4∇	(8.3–16.5)
	2015	136,100	21	(14.2–27.8)
	2017	116,700	18.1	(13.4–22.7)
19-24 years of age	2013	208,800	19	(13.9–24.1)
	2015	323,800	27.8	(21.9–33.7)

Age groups	Year	Population Estimate	%	95% Confidence Limit
	2017	239,000	20.7	(17.1–24.3)
25+ years of age	2013	334,700	§	§
	2015	724,300	7.5	(5.5–9.5)
	2017	1,157,400	11.7	(8.8–14.6)

Note: ∇= Interpret with caution: subject to moderate sampling variability. § = Suppressed due to extreme sampling variability. Data table for [Figure 6-3](#)

Source: Canadian Tobacco, Alcohol and Drugs Survey, 2013–17

**Table 6A-6: Ever Use of E-Cigarette, by Sex, Ontario, 15+, 2013–17**

Sex	Year	Population Estimate	%	95% Confidence Limit
Female	2013	317,100	5.5	(5–6.1)
	2015	457,200	7.8	(5.6–9.9)
	2017	500,300	8.4	(5.8–10.9)
Male	2013	313,800	5.7	(5.3–6.1)
	2015	727,000	13.1	(9.9–16.3)
	2017	1,012,800	17.7	(13.4–22)

Note: Data table for [Figure 6-4](#)

Source: Canadian Tobacco, Alcohol and Drugs Survey, 2013–2017

**Table 6A-7: Reason for Use of E-Cigarettes, Ever Users, Ontario, 15+, 2017**

Reason for E-Cigarette Use	Population Estimate	%	95% Confidence Limit
Curious about the taste	923,300	61.1	(49.9–72.3)
Less harmful to me than smoking	732,100	48.5	(37–60)
Less harmful to others than smoking	697,700	46.2	(35.3–57.1)
Helps to quit smoking	688,800	45.6	(34.1–57.1)
Flavours	595,600	39.4	(28.8–50)
More acceptable to non-smokers	586,600	38.8	(27.7–50)
No smell	504,200	33.4 ∇	(21.9–44.9)
Feels like cigarette	373,600	24.7 ∇	(14.9–34.6)
Can use where smoking isn't allowed	315,800	20.9 ∇	(13–28.8)
Affordability	207,400	13.7 ∇	(7.1–20.4)

Note: ∇= Interpret with caution: subject to moderate sampling variability. Data table for [Figure 6-5](#)

Source: Canadian Tobacco, Alcohol and Drugs Survey, 2017

**Table 6A-8: Ontarians Risk Perception of Regular and Occasional E-Cigarette Use, Ontario, 15+, 2017**

Frequency of E-Cigarette Use	Risk Level	Population Estimate	%	95% Confidence Limit
Once in a While	Great risk	2,339,400	20.2	(16.9–23.4)
	Moderate risk	2,916,700	25.1	(21.8–28.4)
	Slight risk	2,387,700	20.6	(17.6–23.6)
	No risk	808,300	7	(5.1–8.8)
	Don't know	3,157,600	27.2	(23.7–30.7)
Regular Basis	Great risk	4,482,300	38.8	(35.1–42.5)
	Moderate risk	2,644,300	22.9	(19.8–25.9)
	Slight risk	1,022,100	8.8	(6.9–10.8)
	No risk	254,700	2.2 ▽	(1.1–3.3)
	Don't know	3,162,100	27.3	(23.9–30.8)

Note: ▽= Interpret with caution: subject to moderate sampling variability. Data table [Figure 6-6](#)

Source: Canadian Tobacco, Alcohol and Drugs Survey, 2017

**Table 6A-9: Perceived Risk of E-Cigarette Use, E-Cigarette Users (Ever), Ontario, 15+, 2017**

Frequency of E-Cigarette Use	Risk Level	Population Estimate	%	95% Confidence Limit
Once in a While	Great risk	§	§	§
	Moderate risk	340,500	22.5 ▽	(13.6–31.5)
	Slight risk	614,600	40.7	(30.1–51.3)
	No risk	338,000	22.4 ▽	(13.8–31)
	Don't know	§	§	§
Regular Basis	Great risk	283,800	18.8 ▽	(10.4–27.2)
	Moderate risk	617,200	40.9	(29.9–51.8)
	Slight risk	374,200	24.8 ▽	(15.6–34)
	No risk	§	§	§
	Don't know	§	§	§

Note: ▽= Interpret with caution: subject to moderate sampling variability. § = suppressed due to extreme sampling variability.

Source: Canadian Tobacco, Alcohol and Drugs Survey, 2017

**Table 6A-10: Current Smoking Status of Ever E-Cigarette Users, Ontario, 15+, 2017**

Current Smoking Status	Population Estimate	%	95% Confidence Limit
Current Smoker	739,200	48.9	(38.1–59.6)
Former Smoker	398,400	26.3 ▽	(15.4–37.3)
Never Smoker	375,500	24.8 ▽	(16.3–33.3)

Note: ▽= Interpret with caution: subject to moderate sampling variability. Data table for [Figure 6-7](#)

Source: Canadian Tobacco, Alcohol and Drugs Survey, 2017

**Table 6A-11: Use of Nicotine in Last E-Cigarette, Ever Users, Ontario, 15+, 2013 –17**

Use of Nicotine in E-Cigarette	Year	Population Estimate	%	95% Confidence Limit
With Nicotine	2017	989,100	65.4	(55.3–75.5)
Without Nicotine	2017	376,800	24.9 ▽	(16.4–33.4)
Uncertain	2017	147,200	9.7 ▽	(3.6–15.9)
With Nicotine	2015	493,000	41.6	(32.5–50.8)
Without Nicotine	2015	465,600	39.3	(30.2–48.4)
Uncertain	2015	225,600	19 ▽	(11.7–26.4)
With Nicotine	2013	165,300	26.2 ▽	(14.8–37.6)
Without Nicotine	2013	331,800	52.6	(39.4–65.7)
Uncertain	2013	133,800	21.2 ▽	(12.4–30.0)

Note: ▽= Interpret with caution: subject to moderate sampling variability. Data table for [Figure 6-8](#)

Source: Canadian Tobacco, Alcohol and Drugs Survey, 2013–17

**Table 6A-12: Use of an E-Cigarette, Ever Use and Past Year, by Year, Ontario, Grades 7-12, 2015–17**

Indicator	Year	Population Estimate	%	95% Confidence Limit
Ever use	2015	208,400	22.6	(20.4–24.9)
	2017	163,300	21.6	(18.1–25.5)
Past year	2015	172,500	18.7	(16.7–20.9)
	2017	132,400	17.5	(14.4–21.0)

Source: Ontario Student Drug Use and Health Survey, 2015, 2017

**Table 6A-13: E-Cigarette Use, Past Year and Ever Use, by Grade, Ontario, 2017**

Use of an E-Cigarette	Group	Population Estimate	%	95% Confidence Limit
Past Year				
	Grade 7-8	9,200	3.9 ▽	(2.4–6.2)
	Grade 9	17,800	15.8	(11.8–20.8)
	Grade 10	24,900	21.7	(17.1–27.1)
	Grade 11	33,100	26.9	(21.2–33.4)
	Grade 12	47,500	28.3	(23.7–33.3)
Ever Use				
	Grade 7-8	11,500	4.8 ▽	(3.1–7.5)
	Grade 9	20,900	18.5	(14.1–23.7)
	Grade 10	32,600	28.4	(23.2–34.2)
	Grade 11	39,700	32.3	(26.3–39)
	Grade 12	58,500	34.9	(29.8–40.3)

Note: ▽= Interpret with caution: subject to moderate sampling variability. Data table for [Figure 6-9](#).

Source: Ontario Student Drug Use and Health Survey 2017

**Table 6A-14: Ever Use of E-Cigarettes, by Sex, Ontario, Grades 7-12, 2015–17**

Year	Sex	Population Estimate	%	95% Confidence Limit
2015	Females	80,900	18.1	(15.6–21)
2015	Males	127,600	26.7	(23.8–29.9)
2017	Females	65,700	17.9	(13.6–23.2)
2017	Males	97,500	25	(21.6–28.7)

Source: Ontario Student Drug Use and Health Survey, 2015, 2017

**Table 6A-15: Use of E-Cigarette (Past Year), by Sex, Ontario, Grades 7-12, 2015–17**

Year	Sex	Population Estimate	%	95% Confidence Limit
2015	Females	69,400	15.6	(13.1–18.4)
2015	Males	103,200	21.6	(19.1–24.4)
2017	Females	52,300	14.3	(10.6–18.9)
2017	Males	80,100	20.5	(17.4–24)

Source: Ontario Student Drug Use and Health Survey, 2015, 2017

**Table 6A-16: Past 30 Day Use of E-Cigarettes, 12-18 years, Ontario 2015–17**

Year	Population Estimate	%	95% CI
2015	46,200	4.3∇	(2.4–6.2)
2016	25,700	2.4∇	(1.5–3.3)
2017	38,500	3.6∇	(2.2–5)

Note: ∇= Interpret with caution: subject to moderate sampling variability.

Source: Canadian Community Health Survey Share file, 2015–17

**Table 6A-17: Perceived Risk of Smoking E-Cigarettes Regularly, Ontario, Grades 7-12, 2017**

E-Cigarette Use	Perceived Risk	Population Estimate	%	95% Confidence Limit
E-Cigarette User	Great risk	4,900	3.7 ∇	(2.5–5.5)
	Medium risk	22,200	16.9	(14–20.4)
	Slight risk	62,100	47.4	(42.4–52.5)
	No risk	31,800	24.3	(18.8–30.8)
	Don't know	10,000	7.6 ∇	(5.3–10.9)
Non-E-Cigarette User	Great risk	64,500	10.7	(9.4–12.1)
	Medium risk	149,500	24.8	(22.8–26.8)
	Slight risk	210,000	34.8	(32.2–37.5)
	No risk	54,300	9	(7.6–10.7)
	Don't know	125,100	20.7	(18.8–22.9)
All Students	Great risk	69,800	9.5	(8.4–10.6)
	Medium risk	172,000	23.3	(21.7–25.1)
	Slight risk	272,400	37	(34.5–39.6)
	No risk	86,200	11.7	(9.7–14.1)
	Don't know	136,400	18.5	(16.9–20.3)

Note: ∇= Interpret with caution: subject to moderate sampling variability. Data table for [Figure 6-10](#).

Source: Ontario Student Drug Use and Health Survey, 2017



**Table 6A-18: Source of Last E-cigarette (Past Year Users), Ontario, Grades 7-12, 2017**

Source	%	95% Confidence Limit
Stolen	3.8 ∇	(2.2–5.3)
Retail outlet	9.4 ∇	(5.1–13.7)
Vape shop/internet	9.8 ∇	(4.8–14.8)
Other	11.7	(8.8–14.5)
Social	65.3	(59.2–71.4)

Note: Retail sources included convenience store, small grocery store, supermarket, gas station, and/or pharmacy. Social sources included buying off a friend or someone else, giving money to someone else to buy, and trying/borrowing a friend's. Other included getting it as a gift or free sample, getting it from another source not listed, and don't remember. ∇= Interpret with caution: subject to moderate sampling variability. Data table for [Figure 6-11](#).

Source: Ontario Student Drug Use and Health Survey, 2017

**Table 6A-19: First Product Used by Ever Users of E-Cigarette, Ontario, Grades 7–12, 2017**

First Product Used	Population Estimate	%	95% Confidence Limit
I have only tried an e-cigarette and never tried a cigarette	71,200	46.3	(37.7–54.9)
I have tried both and tried a cigarette first	47,400	30.9∇	(20.8–40.9)
I have tried both and tried an e-cigarette first	29,400	19.1	(15.1–23.2)
I do not remember	5,200	3.4	(2.1–4.6)

Note: ∇ = Interpret with caution: subject to moderate sampling variability. Data table for [Figure 6-14](#).

Source: Canadian Student Tobacco Alcohol and Drugs Survey, 2017

**Table 6A-20: Use of Nicotine E-Cigarettes over the Past Year (Past Year Users), Ontario, Grades 7-12, 2015–17**

Use of Nicotine in E-Cigarette	Year	Population Estimate	%	95% Confidence Limit
Smoked both types	2015	15,300	9.3 ∇	(6.5–13.1)
Not sure which type smoked	2015	43,700	26.4	(21.7–31.8)
With nicotine	2015	23,400	14.2	(10.7–18.6)
Without nicotine	2015	82,700	50.1	(45.7–54.5)
Smoked both types	2017	17,500	14 ∇	(9.8–19.5)
Not sure which type smoked	2017	21,500	17.2	(13.2–22.1)
With nicotine	2017	29,100	23.3	(18–29.6)
Without nicotine	2017	56,800	45.5	(39.2–51.9)

Note: ∇= Interpret with caution: subject to moderate sampling variability. Data table for [Figure 6-15](#)

Source: Ontario Student Drug Use and Health Survey, 2015, 2017

**Table 6A-21: Social Acceptability of Teenagers and Adults using E-Cigarettes, Ontario, 18+, 2017**

Social Acceptability	Population Estimate	%	95% Confidence Limit
Acceptability of Adults using E-Cigarettes			
Acceptable	6,002,200	54	(49.8–58.1)
Unacceptable	4,308,800	38.8	(34.8–42.9)
Don't know	640,000	5.8	(4.3–7.7)
Respondent insists not sure, it depends	163,200	1.5 ∇	(0.8–2.7)
Acceptability of Teenagers using E-Cigarettes			
Acceptable	1,798,500	16.2	(13.1–19.8)
Unacceptable	8,726,800	78.5	(74.7–81.9)
Don't know	486,100	4.4 ∇	(3.1–6.1)
Respondent insists not sure, it depends		§	

Note: ∇= Interpret with caution: subject to moderate sampling variability. § = suppressed due to extreme sampling variability. Data table for [Figure 6-16](#).

Source: Centre for Addiction and Mental Health Monitor (Full Year), 2017

**Table 6A-22: Opinion about where E-Cigarettes should be Sold, Ontario, 18+, 2017**

Place of E-Cigarette Sale	Population Estimate	%	95% Confidence Limit
Don't know	974,600	8.8	(6.9–11.2)
Not sold at all	1,736,000	15.7	(13.1–18.9)
Only pharmacies	914,000	8.3	(6.4–10.7)
Government-owned stores	1,537,200	13.9	(11.1–17.3)
Only vape shops	2,580,500	23.4	(20–27.2)
Different places as now	3,284,300	29.8	(26–33.8)

Note: Data table for [Figure 6-17](#).

Source: Centre for Addition and Mental Health Monitor, 2017

**Table 6A-23: Seen Anyone Using an E-cigarette (Past Week), Ontario, 18+, 2016–17**

Frequency	Year	Population Estimate	%	95% Confidence Limit
Never	2016	5,619,000	53.7	(49.5–57.9)
Rarely	2016	2,173,500	20.8	(17.5–24.5)
Sometimes	2016	1,600,500	15.3	(12.4–18.8)
Often/Always	2016	742,000	7.1	(5.1–9.8)
Don't know	2016	325,700	3.1 ∇	(2.1–4.5)
Never	2017	5,376,000	48.3	(44.2–52.5)
Rarely	2017	3,005,600	27	(23.3–31)
Sometimes	2017	1,439,800	12.9	(10.4–16)
Often/Always	2017	1,101,500	9.9	(7.6–12.9)
Don't know	2017	207,800	1.9 ∇	(1.2–2.9)

Note: ∇= Interpret with caution: subject to moderate sampling variability. Data table for [Figure 6-18](#).

Source: Centre for Addition and Mental Health Monitor, 2016, 2017

**Table 6A-24: Noticed Advertising of E-cigarettes on Billboards, Internet, in a Newspaper, Magazine, or in Bars or Stores (Past Month), Ontario, 18+, 2016–17**

Year	Population Estimate	%	95% Confidence Limit
2016	4,614,600	44.1	(39.9–48.3)
2017	4,367,700	39.3	(35.3–43.5)

Source: Centre for Addition and Mental Health Monitor, 2016, 2017

**Public Health Ontario**

480 University Avenue, Suite 300

Toronto, Ontario

M5G 1V2

647.260.7100

[communications@oahpp.ca](mailto:communications@oahpp.ca)

[publichealthontario.ca](http://publichealthontario.ca)



**Ontario**

---

Agency for Health  
Protection and Promotion

Agence de protection et  
de promotion de la santé